euro Photovoltaic

Step into Green Energy

MULTI CRYSTALLINE SILICONE SOLAR CELL

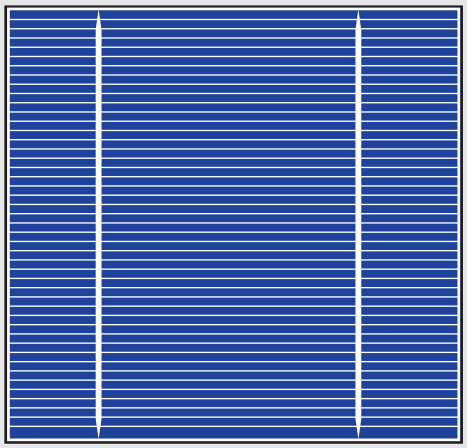

PHYSICAL DATA & DESIGN

Product	Multi-crystalline silicon solar cells
Dimensions	156mm×156mm ± 0.5mm
Cell Thickness	200µm ± 20µm / 180µm ± 20µm
Substrate Material	P-Type multi-crystalline silicon wafer
Front (-)	2 nos 2.0 mm busbar (silver), Acid texturized, Dark Blue Silicon Nitride Anti-reflective coating
Back (+)	2 nos 3 mm continuous soldering busbars (silver), Full surface aluminum Back- surface field.

ELECTRICAL DATA

Series	Efficiency	Power	I mpp*	V mpp*	I@0.5V	Short Circuit Current	Open Circuit Voltage
	Eff(%)	P_{mpp}(W)	(A)	(V)	(A)	I_{sc}(A)	V_{oc}(V)
EP156-MU151	15.01-15.10	3.653-3.675	7.481	0.487	7.224	8.171	0.599
EP156-MU152	15.11-15.20	3.677-3.699	7.495	0.489	7.272	8.172	0.600
EP156-MU153	15.21-15.30	3.702-3.723	7.515	0.492	7.324	8.180	0.600
EP156-MU154	15.31-15.40	3.726-3.748	7.530	0.492	7.390	8.197	0.601
EP156-MU155	15.41-15.50	3.750-3.772	7.573	0.493	7.439	8.213	0.602
EP156-MU156	15.51-15.60	3.775-3.796	7.598	0.494	7.494	8.232	0.603
EP156-MU157	15.61-15.70	3.799-3.821	7.611	0.497	7.551	8.248	0.603
EP156-MU158	15.71-15.80	3.823-3.845	7.670	0.497	7.602	8.271	0.604
EP156-MU159	15.81-15-90	3.848-3.869	7.670	0.499	7.656	8.292	0.605
EP156-MU160	15.91-16.00	3.872-3.894	7.682	0.502	7.708	8.301	0.606
EP156-MU161	16.01-16.10	3.896-3.918	7.716	0.503	7.758	8.343	0.608
EP156-MU162	16.11-16.20	3.921-3.942	7.756	0.503	7.808	8.384	0.610
EP156-MU163	16.21-16.30	3.945-3.967	7.780	0.505	7.857	8.388	6.611
EP156-MU164	16.31-16.40	3.972-3.991	7.837	0.505	7.906	8.426	0.612
EP156-MU165	16.41-16.50	3.994-4.015	7.847	0.507	7.950	8.440	0.613
EP156-MU166	16.51-16.60	4.018-4.040	7.873	0.509	7.990	8.451	0.614

Temperature coefficients: Voc: -0.44%/K , Isc: +0.06%/K, Pmpp: -0.40%/K
All data at standard test conditions (STC): 1000 W/m2, AM 1.5, 25°C; Pmpp: ± 1.5% rel.**
Test method according to IEC 60904-8, 60904-3-Ed2:2008, 60904-1
* These electrical parameters are typical mean values from historical production data and subject to change time to time as process is further optimized.
** The tolerance value relates to a reference cells calibrated by Fraunhofer ISE CalLab PV Cells, Freiburg.

EURO MULTIVISION LTD.
Euro House, Chincholi Bunder Road, Behind Inorbit Mall, Malad (West), Mumbai-400 064. India
Tel. No. : +91 22 - 4036 4036 Fax No. : +91 22 - 4036 4037
Email : pvcell@euromultivision.com website : www.euromultivision.com

Euro Photovoltaic
Step into Green Energy

FRONT AND BACK OF THE CELL REFERENCE EDGES DRAWINGS

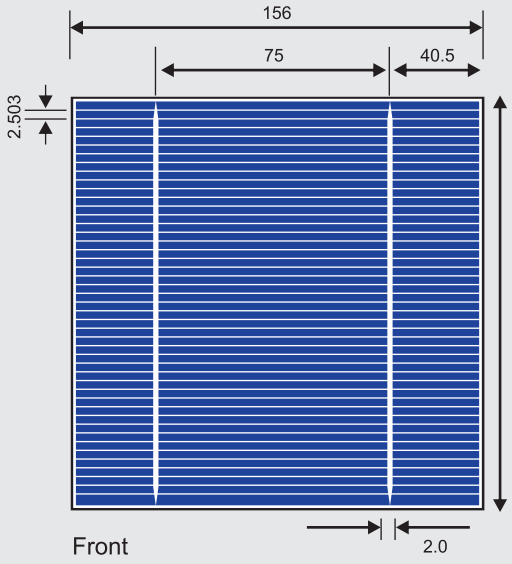

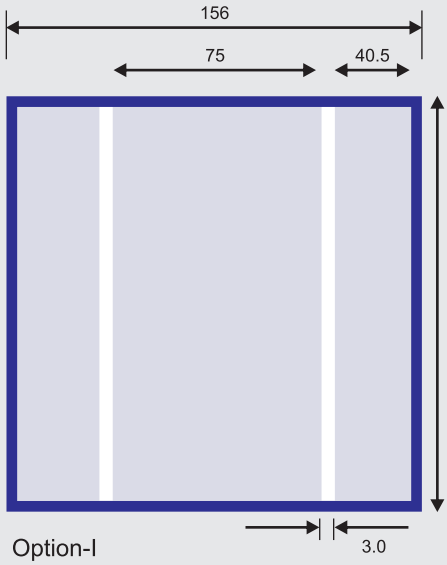

ELECTRICAL CURVES

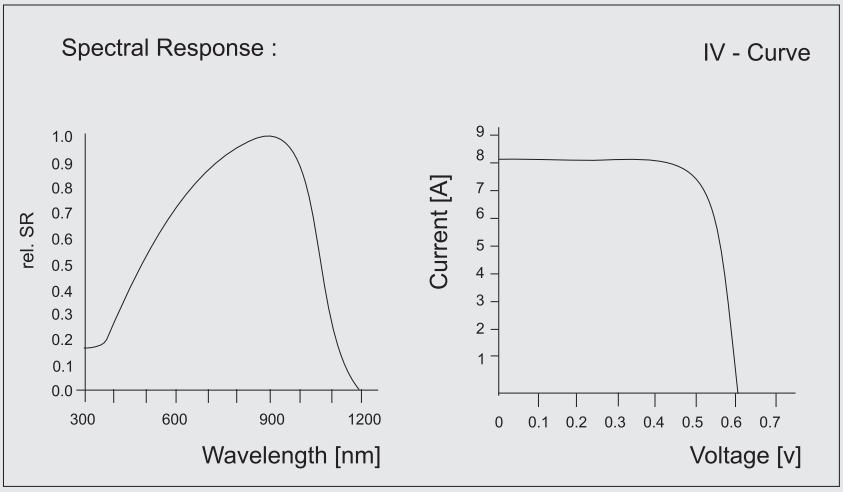

LIGHT INTENSITY DEPENDENCE

Intensity W/m^2	Impp	Vmpp
1000	1	1
800	0.8	0.986
600	0.6	0.978
400	0.4	0.962
200	0.2	0.945

The electrical data applies for 25^0 C and AM 1.5
(IEC 60904-3 ed.2 2008)

EURO MULTIVISION LTD.
Euro House, Chincholi Bunder Road, Behind Inorbit Mall,
Malad (West), Mumbai-400 064. India
Tel. No. : +91 22 - 4036 4036 Fax No. : +91 22 - 4036 4037
Email : pvcell@euromultivision.com website : www.euromultivision.com