

DAS-NMAD9B

N-Type Mono Bifacial Cell

Product Feature

- ◇ High conversion efficiency, Up to 22.6%
- ◇ Bifaciality ratio $\geq 80\%$
- ◇ Zero Light Induced Degradation
- ◇ PID resistant
- ◇ Power temperature coefficient $\leq -0.35\%/^{\circ}\text{C}$
- ◇ Relative conversion efficiency ($200\text{W}/\text{m}^2$) $\geq 97\%$
- ◇ Lower CTM loss, better for the high efficiency module

Quality Control

- ◇ The accuracy of the efficiency test is controlled at $\pm 0.1\%$
- ◇ IV/EL/Appearance 100% automatic inspection
- ◇ Calibration Cell source to Fraunhofer ISE

Management System Certification

- ◇ ISO 9001:2015 Quality Management System
- ◇ ISO 14001:2015 Environmental Management System
- ◇ ISO 45001:2018 Occupational Health and Safety Management System

DAS-NMAD9B

N-Type Mono Bifacial Cell

Product Features

Dimension:	158.75mmx158.75mm±0.25mm
Cell Thickness:	170μm±20μm
Front side:	0.06±0.01mm wide bus bars, 102 finger grids, SiN
Back side:	0.06±0.01mm wide bus bars, 102 finger grids, SiN

Temperature Coefficients

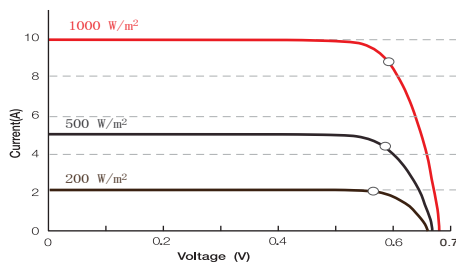
Current Temperature Coefficient	Tkcurrent: +0.048 %/K
Voltage Temperature Coefficient	Tkvoltage: -0.30 %/K
Power Temperature Coefficient	Tkpower: -0.35 %/K

Electric Performance

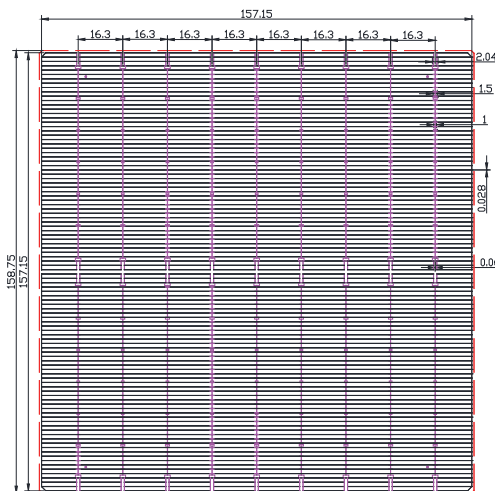
Eff(%)	Pmpp(W)	Umpp(V)	Impp(A)	Uoc(V)	Isc(A)	FF(%)
22.90%	5.77	0.586	9.863	0.696	10.234	81.53
22.80%	5.75	0.585	9.739	0.695	10.219	81.39
22.70%	5.72	0.584	9.713	0.694	10.204	81.25
22.60%	5.70	0.583	9.686	0.693	10.192	81.11
22.50%	5.67	0.582	9.659	0.692	10.182	80.97
22.40%	5.64	0.581	9.631	0.691	10.165	80.83
22.30%	5.62	0.580	9.604	0.690	10.151	80.69
22.20%	5.59	0.579	9.594	0.689	10.131	80.55
22.10%	5.57	0.578	9.583	0.688	10.126	80.41
22.00%	5.54	0.577	9.572	0.687	10.104	80.27
21.90%	5.52	0.576	9.545	0.686	10.090	80.13
21.80%	5.49	0.575	9.517	0.685	10.065	79.99

- Standard Test Conditions: 1000W/ m², AM 1.5, 25°C
- Specifications and data are only for reference.

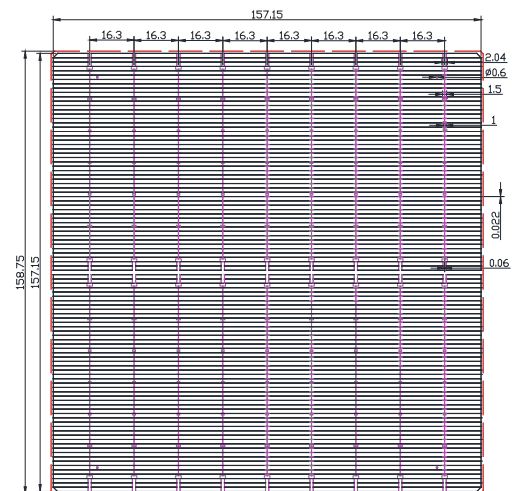
IV Curve



Front side



Rear side



Spectral Response (SR)

