HA NOI SOLAR TECHNOLOGY COMPANY LIMITED

MONO PERC BI-FACIAL SOLAR CELL M1585BPERCBP

M1585BPERCBP

Product Appearance



Technical data and design

Dimensions	**158.75mm*158.75mm±0.25mm**
Thickness	**190±19μm**
Front side	**5*0.7mm main grid line (silver), 106 sub-grid lines (silver), blue anti-reflection film (silicon nitride), positive 2 (opening 15%)**
Back side (+)	**Back electrode (silver) width 2.9mm, 5 main grid lines (aluminum), 160 sub-grid lines (aluminum), blue anti-reflection film (silicon nitride),**

Temperature Coefficient

TkUoc (%/K)	**-0.36**
TkIsc(%/K)	**+0.06**
TkP_{MAX}(%/K)	**-0.36**

Spectral response of front side (external quantum efficiency)

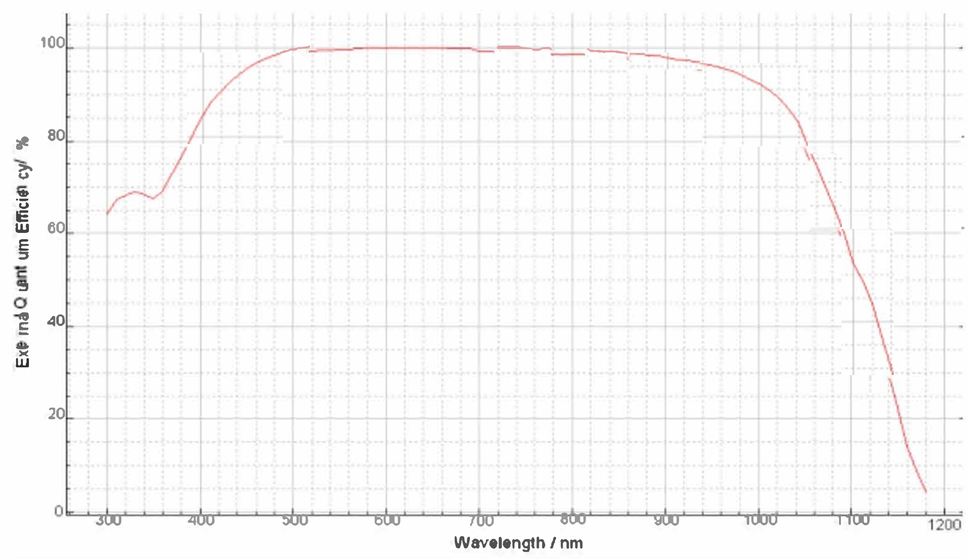

Light intensity reliability

Intensity(W/m^2)	Uoc	Isc
1000	1.0	1.0
900	0.99	0.9
800	0.99	0.8
600	0.98	0.6
400	0.96	0.4

Front side IV Curve

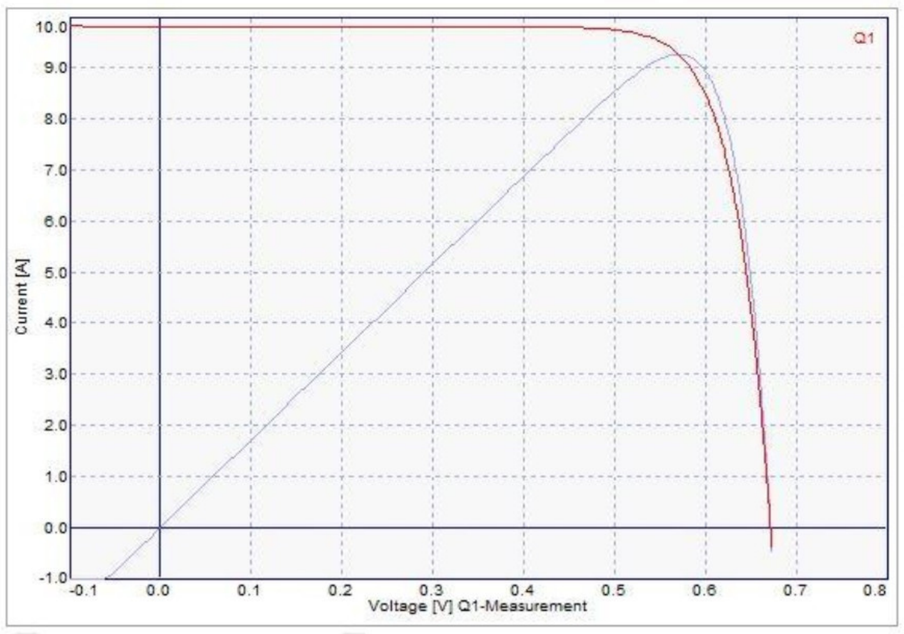

Back side IV curve

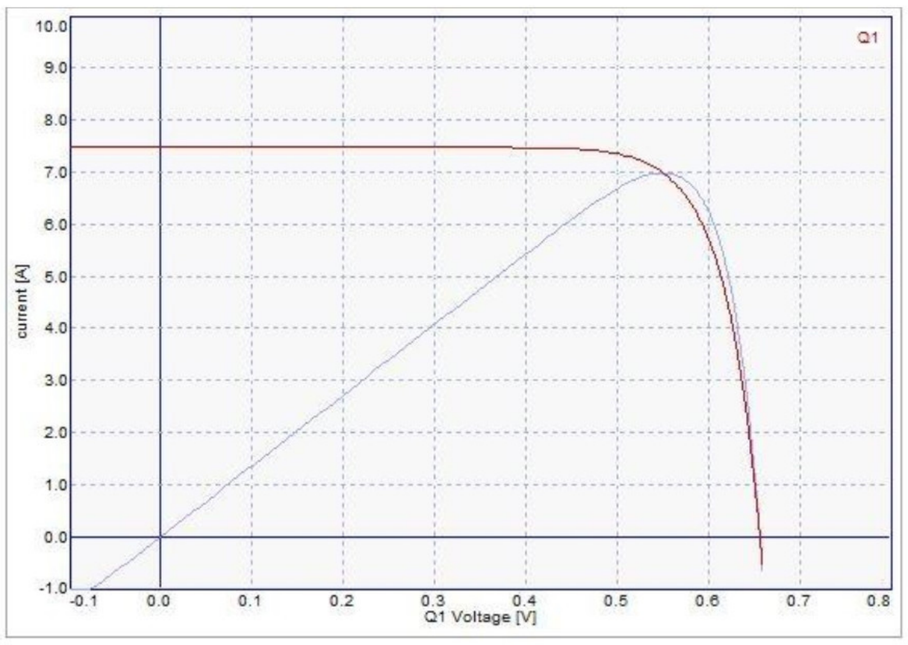

Electrical properties distribution in Front side

Efficiency code	Efficiency (%)	Maximum output PowerPmpp (W)	Maximum output VoltageUmpp (V)	Maximum output Curent Impp (A)	Open circuit voltage Uoc (V)	Short circuit current Isc (A)	Fill factor FF (%)
HN-158.75M-222	22.20	5.59	0.576	9.678	0.669	10.239	81.39
HN-158.75M-221	22.10	5.57	0.575	9.665	0.669	10.228	81.27
HN-158.75M-220	22.00	5.54	0.574	9.657	0.668	10.215	81.14
HN-158.75M-219	21.90	5.52	0.573	9.645	0.667	10.202	81.05
HN-158.75M-218	21.80	5.49	0.571	9.632	0.666	10.186	80.94
HN-158.75M-217	21.70	5.47	0.569	9.618	0.666	10.171	80.85
HN-158.75M-216	21.60	5.44	0.567	9.603	0.665	10.147	80.75
HN-158.75M-215	21.50	5.42	0.565	9.582	0.664	10.111	80.64
HN-158.75M-214	21.40	5.39	0.564	9.570	0.662	10.113	80.54
HN-158.75M-213	21.30	5.37	0.562	9.557	0.662	10.097	80.35
HN-158.75M-212	21.20	5.34	0.560	9.535	0.662	10.073	80.13
HN-158.75M-211	21.10	5.32	0.558	9.540	0.659	10.091	79.94
HN-158.75M-210	21.00	5.29	0.557	9.533	0.657	10.086	80.06
HN-158.75M-209	20.90	5.27	0.554	9.505	0.657	10.052	79.72
HN-158.75M-208	20.80	5.25	0.556	9.443	0.659	10.032	79.41
HN-158.75M-207	20.70	5.22	0.555	9.417	0.656	10.038	79.31

HN-158.75M-206	**20.60**	**5.20**	**0.552**	**9.411**	**0.649**	**9.949**	**80.46**

Standard test condition：1000W/m2，AM1.5，25℃

The above technical parameters are limited to technical and tests changes , and Ha Noi Solar reserves the right of final interpretation.

Electrical properties distribution in Back side

Efficiency code	Efficiency range (%)	Maximum output Power P_{mpp}(W)	Maximum output Voltage U_{mpp}(V)	Maximum output Current I_{mpp} (A)	Open circuit voltage U_{oc}(V)	Short circuit current Isc(A)
HN-158.75M-151	**＞16.00%**	4.03	0.575	6.959	0.675	7.453
HN-158.75M-150	**15.50%-16.00%**	3.91	0.574	6.833	0.674	7.319
HN-158.75M-149	**15.00%-15.50%**	3.78	0.573	6.678	0.673	7.152
HN-158.75M-148	**＜15.00%**	3.65	0.570	6.420	0.670	6.857

Standard test condition：1000W/m2，AM1.5，25℃

The above technical parameters are limited to technical and tests changes , and Ha Noi Solar reserves the right of final interpretation.