

HCP 300P-24

300/295/290/285/280W

HC Solar Power Co., Ltd

www.hcsolar.com



Guarantee positive power tolerance (0 ~ +3 %)



Module can bear snow loads up to 5400Pa and wind loads up to 2400Pa




High performance under low light conditions (Cloudy days, mornings and evenings)



Manufacturing facility certified by ISO 9001: 2008, ISO 14001: 2004



Zurich Products Liability insurance, Errors and Omissions (E&O) insurance



Note: All products of HC Solar have been certified by designated international organizations. For detailed information, please visit the company's official website.

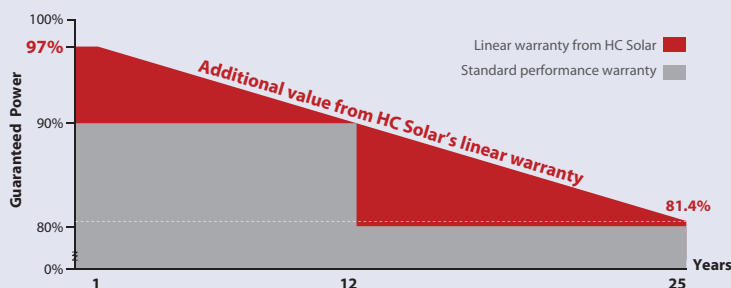
Certification



Industry-leading linear warranty

New

12 year product warranty
25 year linear power warranty



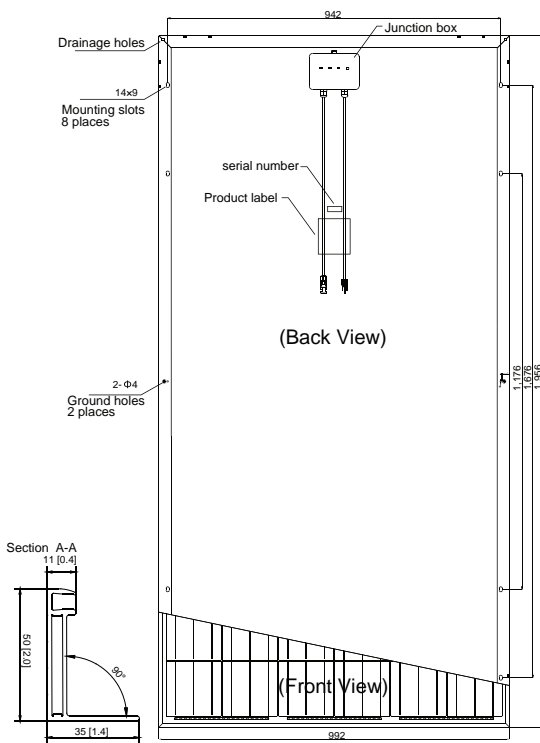
With 23 million dollars registered capital, **HC Solar** was founded in 2008, and its headquarter lies in Zhuji City Zhejiang Province, China. We dedicate ourselves to developing and providing renewable energy for the world, promoting the development of generating solar power and relieving pressure caused by the increasingly severe environmental deterioration and energy shortage issues.

Relying on its keen sense of social responsibility and its leading role in the field of renewable energy, HC Solar will devote its strength into providing sustainable and clean resources for the society in an effort to create a clean living environment and a bright future.



Electrical Characteristics	HCP300P	HCP295P	HCP290P	HCP285P	HCP280P
Peak Power Watts-P _{MAX} (Wp)	300	295	290	285	280
Power Output Tolerance-P _{MAX} (%)	+ 3	+ 3	+ 3	+ 3	+ 3
Module Efficiency-η _m (%)	15.5	15.2	15.0	14.7	14.4
Maximum Power Voltage-V _{mp} (V)	36.6	36.3	36.0	35.6	35.2
Maximum Power Current-I _{mp} (A)	8.19	8.13	8.07	8.01	7.95
Open Circuit Voltage-V _{oc} (V)	45.1	45.0	44.9	44.9	44.8
Short Circuit Current-I _{sc} (A)	8.79	8.67	8.56	8.44	8.32
Operating Temperature Range (°C)	-40 ~ +85				
Maximum System Voltage (V)	1000V DC (IEC) / 600V DC (UL)				
Maximum Series Fuse Rating (A)	20				

Values at Standard Test Conditions (STC): 1000W/m² Irradiance, AM1.5, solar spectrum and 25°C module temperature

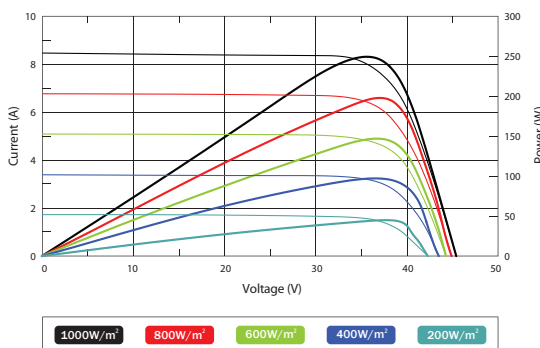


NOCT	HCP300P	HCP295P	HCP290P	HCP285P	HCP280P
Peak Power Watts-P _{MAX} (Wp)	215	211	207	202	198
Maximum Power Voltage-V _{mp} (V)	33.0	32.7	32.4	32.0	31.6
Maximum Power Current-I _{mp} (A)	6.51	6.45	6.39	6.33	6.27
Open Circuit Voltage-V _{oc} (V)	42.3	42.2	42.1	42.1	42.0
Short Circuit Current-I _{sc} (A)	7.28	7.16	7.05	6.93	6.81

NOCT: open-circuit module operation temperature at 800W/m² irradiance, 20°C ambient temperature, 1m/s wind speed.

Mechanical Data	
Solar cells	Polycrystalline 156 × 156mm (6 inches)
Cells orientation	72 cells (6 × 12)
Module dimension	1956 × 992 × 50mm (77.01 × 39.06 × 1.97 inches)
Weight	23 kg (50.71 lbs)
Front Glass	3.2 mm (0.13 inches) tempered glass
Frame	Anodized aluminium alloy
Junction Box	IP 67 rated
Cables / Connector	Solar cable: 4.0mm ² (0.006 inches ²), 900mm (35.4 inches), MC4

Current-Voltage & Power-Voltage Curve



Temperature Characteristics	
Nominal Operating Cell Temperature (NOCT)	(45±2) °C
Temperature Coefficient of P _{max}	(-0.47±0.05) %/°C
Temperature Coefficient of V _{oc}	(-0.34) %/°C
Temperature Coefficient of I _{sc}	(0.045±0.01) %/°C

Packing Configuration			
Container	20' GP	40' GP	40' HQ
Pieces per pallet	36	36	44
Pallets per container	5	11	11
Pieces per container	180	396	484

CAUTION: Read the instruction manual entirely before handling, installing, and operating HC modules.