



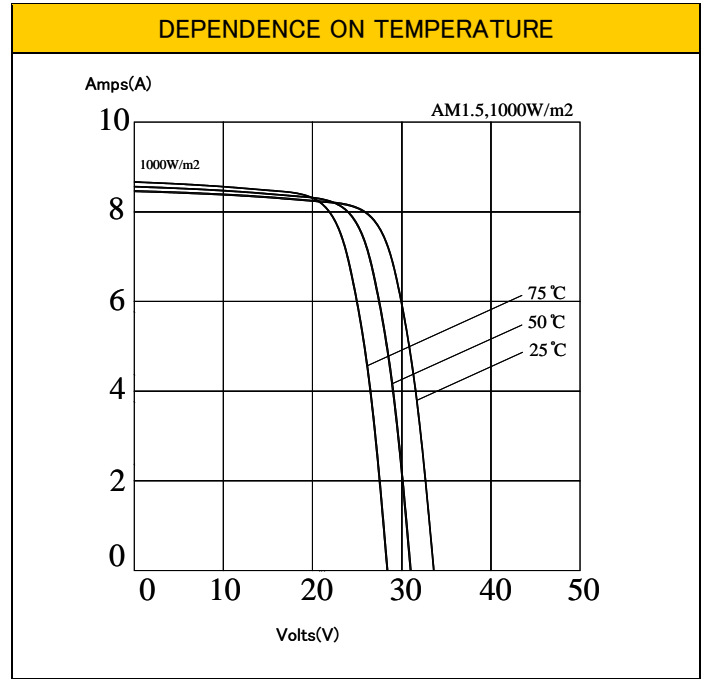
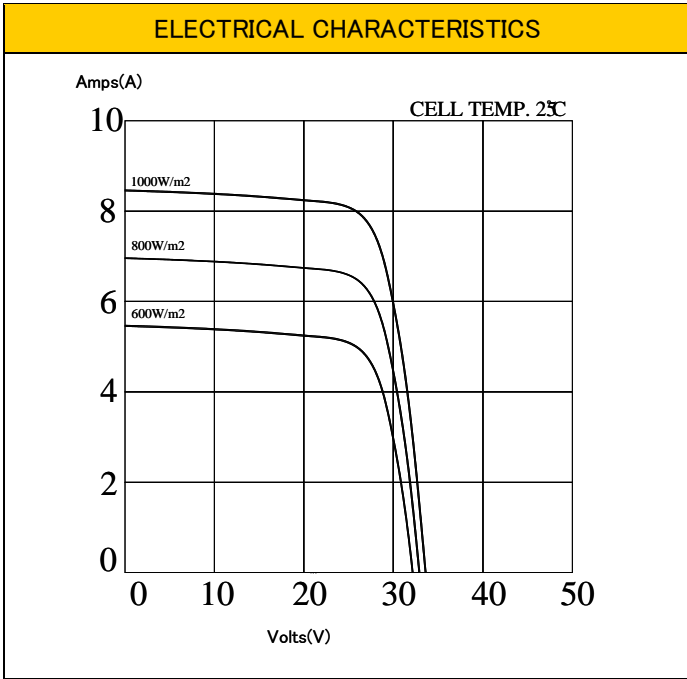
FEATURES:

- Multicrystalline silicon photovoltaic module.
- High power module using 6” multicrystalline solar cell.
- Bypass diode is attached minimize power reduction caused by shade.
- 54 solar cells and connection in series.
- Using optical low iron tempered glass, EVA resin, module with aluminum frame for outdoor use.
- The module will maintain 90% of minimum specification performance along the first 12 years, and will maintain 80% of minimum specification performance along sequent 13 years.

LM220BB6900 ~ LM245BB6900

Maximum power (Pmax)	220W	225W	230W	235W	240W	245W
Maximum power voltage (Vpm)	27.13 V	27.34 V	27.55 V	27.75 V	27.94V	28.13V
Maximum power current (Ipm)	8.11 A	8.23 A	8.35 A	8.47 A	8.59A	8.71A
Open circuit voltage (Voc)	33.79V	33.91 V	34.03 V	34.14 V	34.25V	34.37V
Short circuit current (Isc)	8.68 A	8.79 A	8.91 A	9.02 A	9.14A	9.26A
Module efficiency (ηm)	15.2%	15.5%	15.8%	16.2%	16.5%	16.9%
No. & type solar cells	54 in series/ 6”(156x156 mm) multicry					
Maximum system voltage	TUV:DC 1000 V/UL:DC 600 V					
Series fuse rating	15 A					
Performance tolerance	±3%					
Operating temperature	-40 to +90 °C					
Storage temperature	-40 to +90 °C					
Dimensions	1466x990x38.1 mm±2 mm/57.7”x39”x1.5”±0.08”					
Weight	18.0 kg/39.68 lbs					
Output Terminal(Tyco J-Box)	1394462-4(-)/6-1394461-2(+)					

LM220BB6900 ~ LM245BB6900



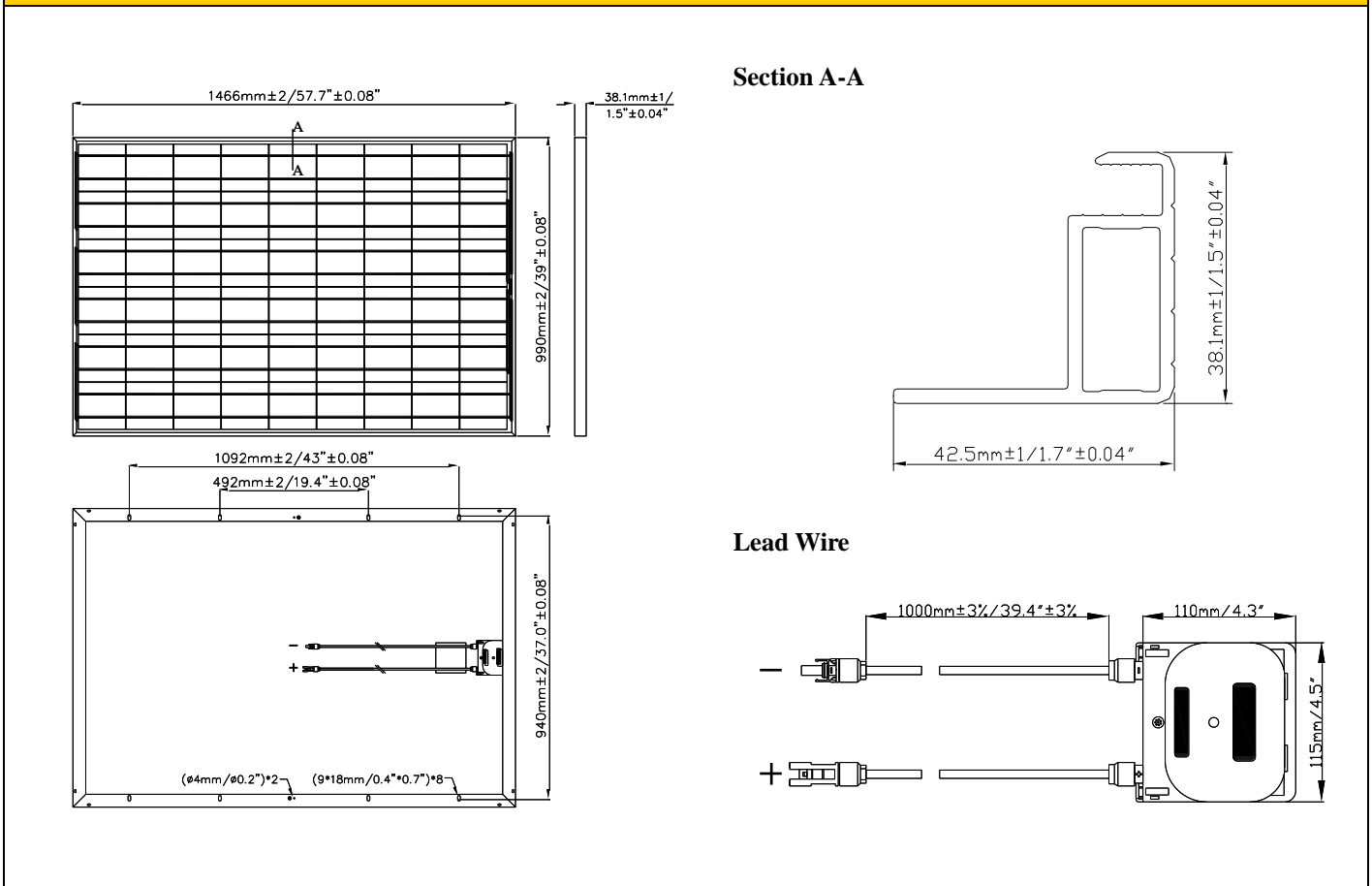
Temperature coefficient of Isc: 0.05%/°C

Power temperature coefficient: -0.46%/°C

Temperature coefficient of Voc: -0.35%/°C

NOCT: 46±1°C

OUTLINE DIMENSIONS



Field wiring: Cu wiring only, min. 12 AWG(4mm²), insulated for 90°C min.