



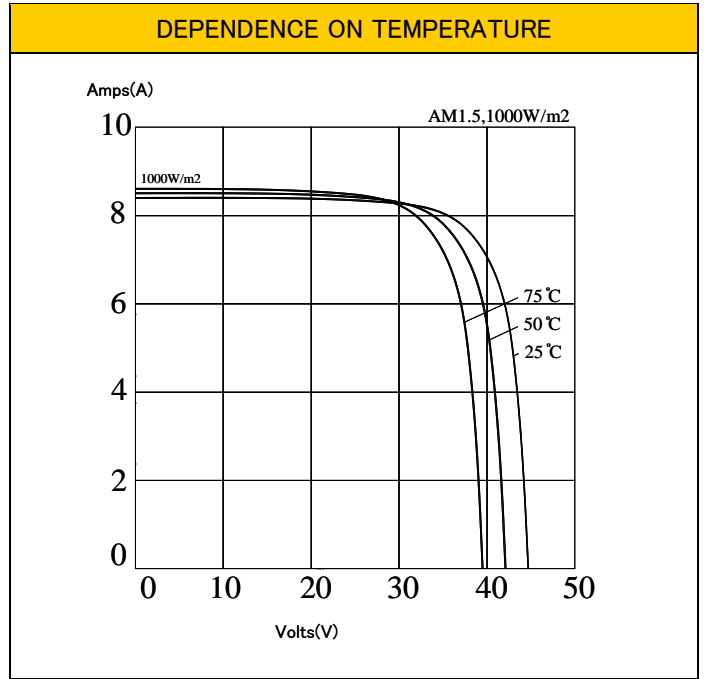
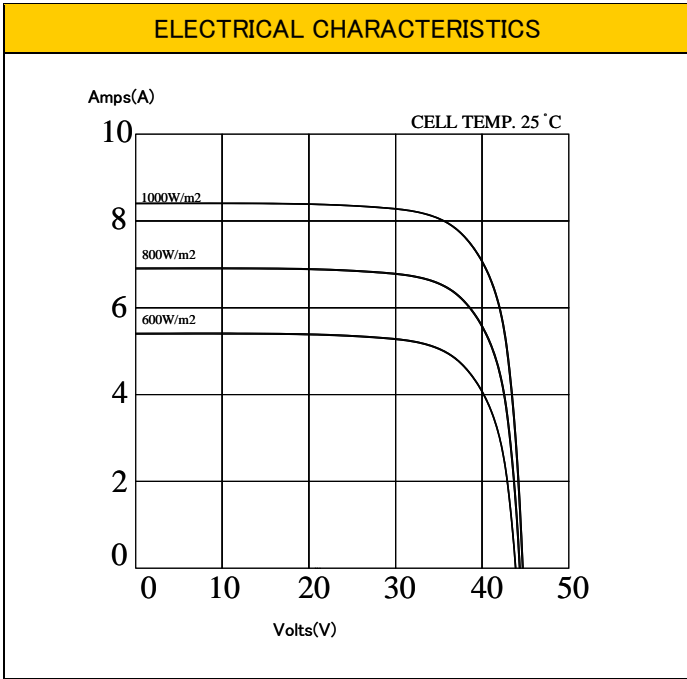
FEATURES:

- Multicrystalline silicon photovoltaic module.
- High power module using 6” multicrystalline solar cell.
- Bypass diode is attached minimize power reduction caused by shade.
- 72 solar cells and connection in series.
- Using optical low iron tempered glass, EVA resin, module with aluminum frame for outdoor use.
- The module will maintain 90% of minimum specification performance along the first 12 years, and will maintain 80% of minimum specification performance along sequent 13 years.

LM275BB6C00 ~ LM300BB6C00

Maximum power (Pmax)	275W	280W	285W	290W	295W	300W
Maximum power voltage (Vpm)	35.22 V	35.36 V	35.50 V	35.72 V	35.89 V	36.06 V
Maximum power current (Ipm)	7.81 A	7.92 A	8.03 A	8.12 A	8.22 A	8.32 A
Open circuit voltage (Voc)	44.35 V	44.49 V	44.56 V	44.64 V	44.71 V	44.79 V
Short circuit current (Isc)	8.21A	8.27 A	8.33 A	8.39 A	8.48 A	8.58 A
Module efficiency (ηm)	14.3%	14.5%	14.8%	15.1%	15.3%	15.6%
No. & type solar cells	72 in series/ 6”(156x156 mm) multicry					
Maximum system voltage	TUV:DC 1000 V/UL:DC 600 V					
Series fuse rating	15 A					
Performance tolerance	±3%					
Operating temperature	-40 to +90 °C					
Storage temperature	-40 to +90 °C					
Dimensions	1946x990x50 mm±2 mm/76.6”x39”x2”±0.08”					
Weight	23.4 kg/51.59 lbs					
Output Terminal(Tyco J-Box)	1394462-4(-)/6-1394461-2(+)					

LM275BB6C00 ~ LM300BB6C00



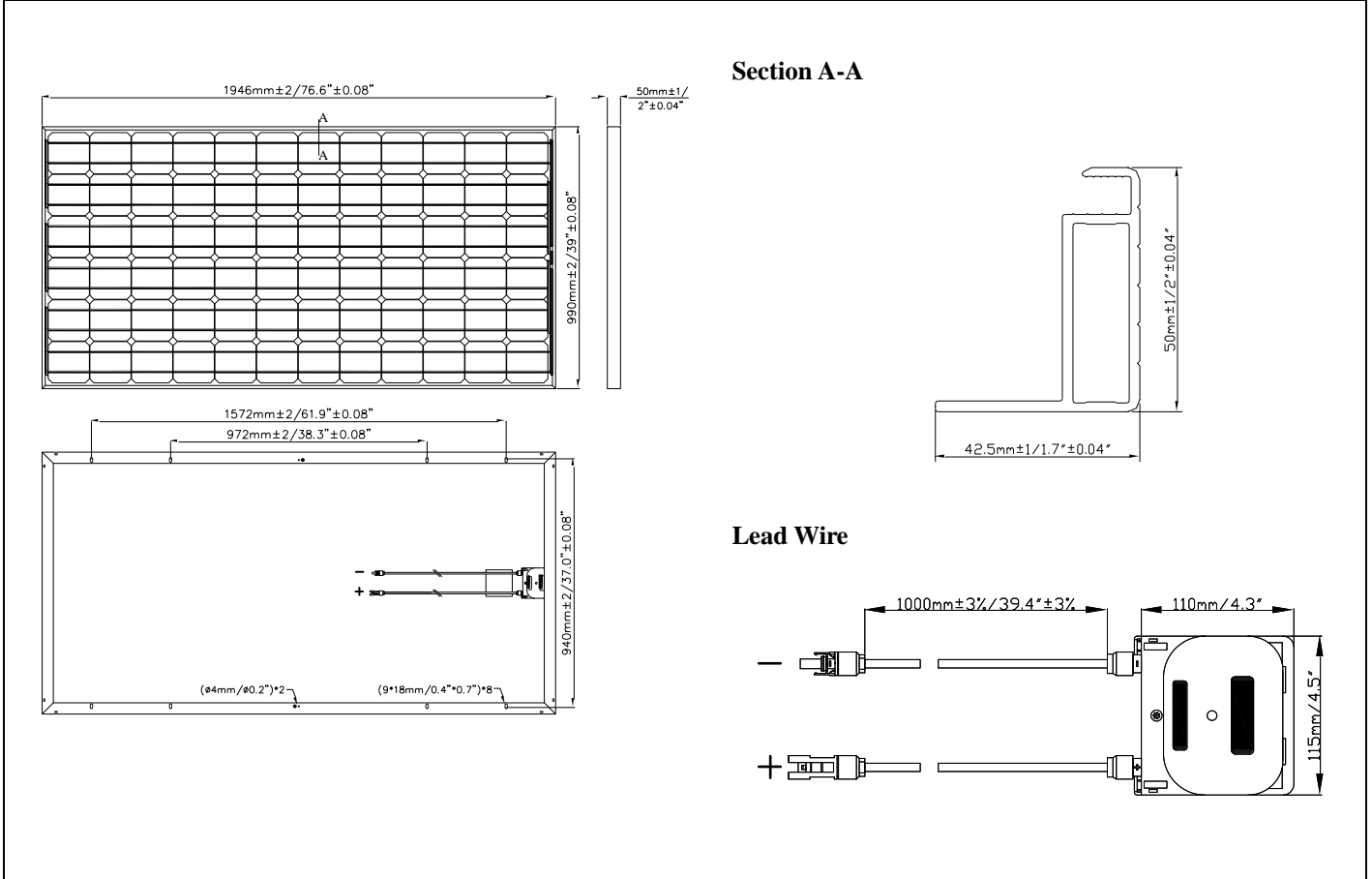
Temperature coefficient of Isc: 0.05%/°C

Power temperature coefficient: -0.46%/°C

Temperature coefficient of Voc: -0.35%/°C

NOCT: 46±1°C

OUTLINE DIMENSIONS



Field wiring: Cu wiring only, min. 12 AWG(4mm²), insulated for 90°C min.