

ROOF INTEGRATED SOLUTION - SPECIAL COMPONENTS

Solrif®

RANGE OF MODULES

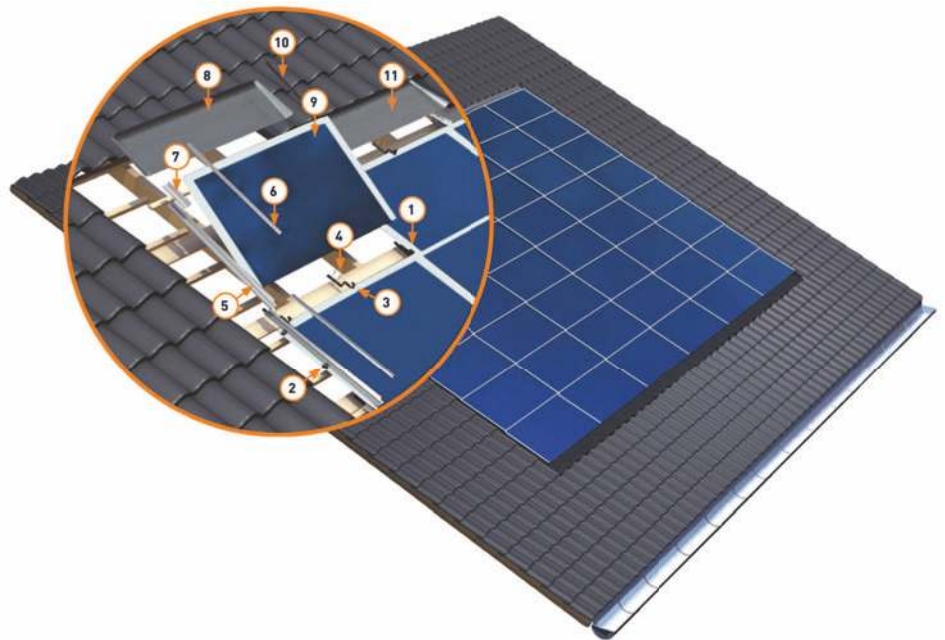
available with Solrif® solution

FVG 60-156BI
6" POLYCRYSTALLINE

FVG 60-156BI
6" MONOCRYSTALLINE

FVG 60-156IBI
6" POLYCRYSTALLINE

FVG 54-156IBI
6" POLYCRYSTALLINE



Solrif® elements:

1. Mounting board 100 x 30 mm
2. Sheet grips
3. Mounting clamp
4. Cylinder-head screw (5x35 mm)
5. Flashing, left side
6. Flashing profile, left
7. Side flashing upper left
8. Ridge-side flashing left corner
9. FVG ENERGY PV modules
10. Joint capping piece
11. Flashing ridge middle
12. Eaves-side skirting and sealing tape

Easy to install



HORIZONTAL CROSS-SECTION

Solrif® connections
between the modules



VERTICAL CROSS-SECTION

Roof-integrated modules laid
according to the same
principle used for laying
conventional roof tiles

NOTES:

- Minimum roof angle 10° to 60°
- With use of standard connector plates can only be rectangular layout
- Only orientamento to landscape
- Assessment Required static load of the roof structure

WARNING: Printing errors excepted. Technical and illustrative content of the items in FVG ENERGY catalogue are subject to change without prior notice.

FVG 60-156BI

6" MONOCRYSTALLINE

Solrif®

ELECTRICAL FEATURES

		STC			
Type	Model	xxx Rated Power [W]			
FVG 60-156BI	FVGxxxM-SOL*	235	240	245	250
Module Efficiency	η_m (%)	14.39	14.70	15.00	15.30
Cell Efficiency	η_c (%)	16.55	16.90	17.20	17.50
Power Peak	Pm (W)	235	240	245	250
Maximum Power Voltage	Vm (V)	30.30	30.60	30.80	30.95
Maximum Power Current	Im (A)	7.77	7.85	7.97	8.10
Open Circuit Voltage	Voc (V)	37.25	37.50	37.75	37.95
Short Circuit Current	Isc (A)	8.28	8.38	8.48	8.58
Maximum System Voltage	(VDC)	1000			
Power Output Tolerance	(W)	0 / + 5			
Max-Series Fuse	(A)	20			
Operating/Storage Temp.	(°C)	- 40 ~ + 85			
Dielectric Insulation Voltage	(VDC)	3000 max			
Code	MFM	50245SOL	50246SOL	50247SOL	50248SOL

STC: Irradiance 1000 W/m², module temperature 25 °C, AM=1.5
Power measurement tolerance: ± 3%

NOCT

Typical Power at NOCT	Pm (W)	174	177	180	184
Maximum Power Voltage	Vm (V)	27.52	27.66	27.90	28.35
Maximum Power Current	Im (A)	6.35	6.40	6.46	6.50
Open Circuit Voltage	Voc (V)	34.10	34.20	34.30	34.40
Short Circuit Current	Isc (A)	6.78	6.81	6.89	6.95

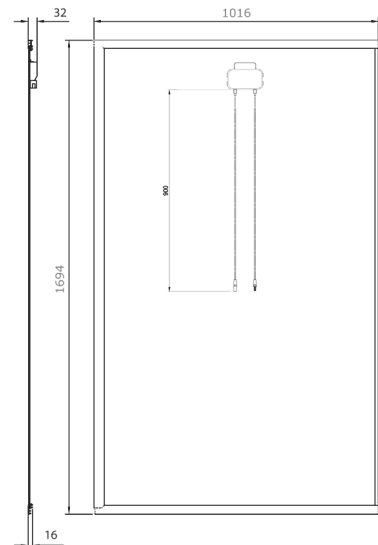
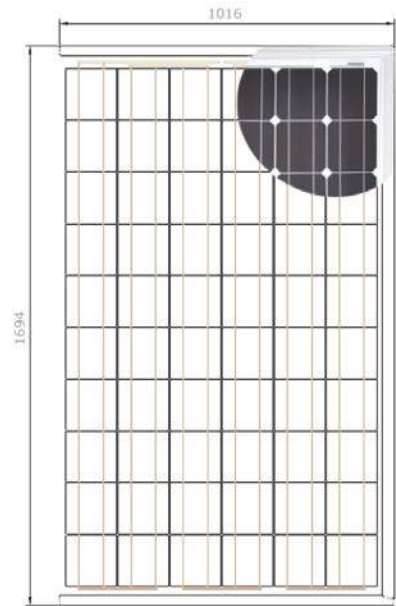
NOCT: Irradiance 800 W/m², ambient temperature 20 °C, wind speed 1 m/s
Power measurement tolerance: ± 3%

TEMPERATURE CHARACTERISTICS - STC

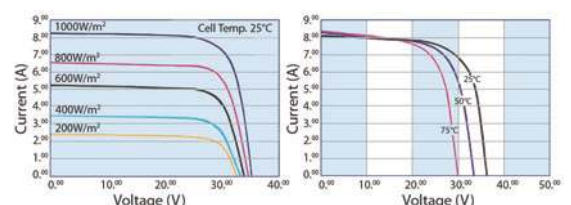
NOCT - Nominal Operating Cell Temperature	(°C)	45 ± 2
Pm Temperature Coefficient	(%/°C)	- 0.45
Voc Temperature Coefficient	(%/°C)	- 0.34
Isc Temperature Coefficient	(%/°C)	0.05

MECHANICAL FEATURES

Cell Size	(mm)	156 x 156
Number of cells		60 cells - monocrystalline silicon
Module Dimensions	(mm)	1694 x 1016 x 16-32
Module Weight	(kg)	21,50
Front Glass		4 mm tempered glass
Frame		anodized aluminium alloy
Junction box		6 by-pass diodes
Connectors		IP67 type MC4
Output Cables	(mm)	900



CURVE CURRENT - VOLTAGE



* xxx suffix indicates Rated Power [W]
- "B" suffix, if added, indicates the version All-Black

WARNING: Printing errors excepted. Technical and illustrative content of the items in FVG ENERGY catalogue are subject to change without prior notice.