


EOPLLY 156PF / 60 (230W-255W)

Polycrystalline Silicon Solar Module

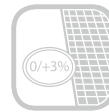


EOPLLY 156 Polycrystalline series solar modules are made of 60 pcs 156x156mm Polycrystalline solar cells in series with high efficiency, high transmission rate and low iron tempered glass, anti-aging EVA, flame resistant back sheet and anodized aluminum alloy. Eoply modules are built to high quality standards (86 control points) offering a long service life, are easy to install and demonstrate high wind and hail impact resistance.

FEATURES AND BENEFITS




Member of PV CYCLE



Power tolerance 0/+3%
Three bypass diodes



High efficiency
Outstanding low-light performance thanks to anti-reflective glass



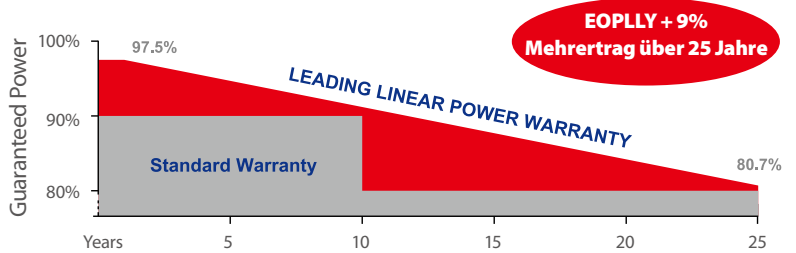
Pass 5400 Pa Pressure Test



Power warranties:
25 year linear



10 years product guarantee



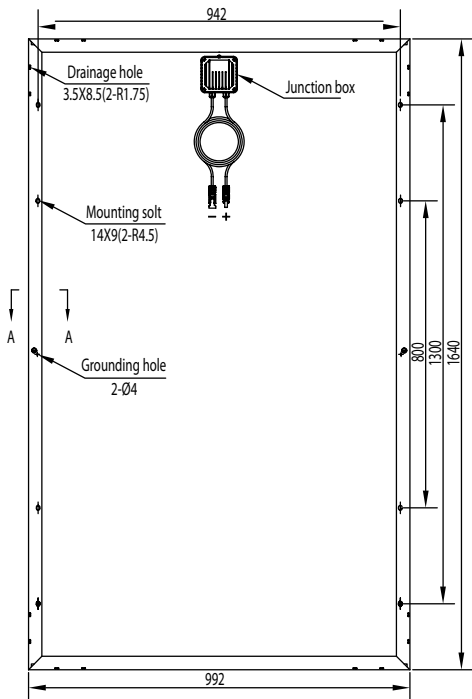
EOPLLY's Linear Power Warranty guarantees 97.5% at Year 1 and 80.7% at Year 25 with no greater than 0.7% per year loss. EOPLLY guarantees more electricity production over 25 years than standard warranties. Our 10 years materials and workmanship warranty is a guaranty of quality and long lifetime.



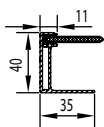
EOPLLY 156PF / 60 (230W-255W)

Polycrystalline Silicon Solar Module

ALL DIMENSIONS IN mm



Section A-A



ELECTRICAL DATA @STC	EP156PF/ 60-230W	EP156PF/ 60-235W	EP156PF/ 60-240W	EP156PF/ 60-245W	EP156PF/ 60-250W	EP156PF/ 60-255W
Rated Maximum Power (Watts)	230	235	240	245	250	255
Power Output Tolerance-Pmax (%)	0/+3	0/+3	0/+3	0/+3	0/+3	0/+3
Maximum Power Voltage (V dc)	30.05	30.29	30.54	31.02	31.32	31.56
Maximum Power Current (A dc)	7.705	7.792	7.900	7.960	8.000	8.100
Open Circuit Voltage (V dc)	36.42	36.72	37.02	37.38	37.56	37.68
Short Circuit Current (A dc)	8.561	8.644	8.681	8.747	8.791	8.901
Module Efficiency	14.14%	14.44%	14.75%	15.06%	15.37%	15.67%

Values at Standard Test Conditions STC (Air Mass AM1.5, Irradiance 1000W/m², Cell Temperature 25°C)

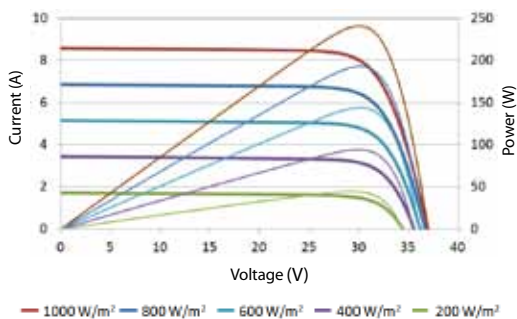
ELECTRICAL DATA @NOCT	EP156PF/ 60-230W	EP156PF/ 60-235W	EP156PF/ 60-240W	EP156PF/ 60-245W	EP156PF/ 60-250W	EP156PF/ 60-255W
Maximum Power (W)	167.0	170.7	174.7	179.0	182.1	186.2
Maximum Power Voltage (V dc)	27.38	27.62	27.89	28.37	28.73	28.99
Maximum Power Current (A dc)	6.115	6.183	6.262	6.315	6.348	6.424
Open Circuit Voltage (V dc)	33.23	33.58	33.87	34.24	34.47	34.63
Short Circuit Current (A dc)	6.946	7.007	7.031	7.081	7.113	7.210

Values at noct: Irradiance at 800W/m², Ambient Temperature 20°C, Wind Speed 1m/s.

TEMPERATURE RATINGS	
Nominal Operating Cell Temperature (NOCT)	46±2°C
Short-circuit current temperature coefficient (%/°C)	0.06
Open-circuit Voltage temperature coefficient (%/°C)	-0.35
Peak power temperature coefficient (%/°C)	-0.48

MAXIMUM RATINGS	
Operational Temperature	-40~+85°C
Maximum System Voltage	1000V DC(IEC) 600V DC(UL)
Max Series Fuse Rating	15A

Current - Voltage curve at various light levels (156PF/60)



Ave. efficiency reduction of <4.5% at 200W/m² according to IEC 60904-1:2006

MECHANICAL DATA	
Solar Cells	Polycrystalline silicon solar cell 156x156mm
Cell Orientation	60 (6x10)
Module Dimension	1640 × 992 × 40mm
Weight	18.8kg
Glass	3.2mm tempered glass
Frame	Anodized aluminum alloy
Junction Box	Above IP67

