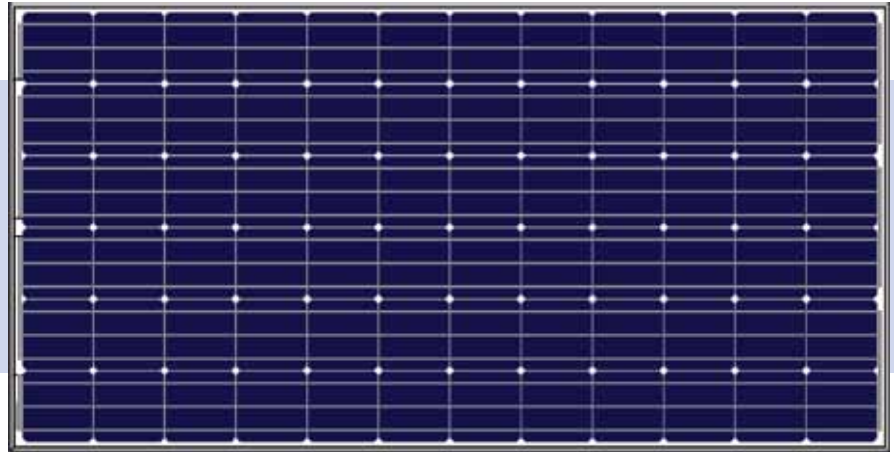




STM 300W-315W



Monocrystalline Specification of the solar module

Model		STM300	STM305	STM310	STM315
Rated Maximum Power-Pmax	W	300	305	310	315
Maximum Power Voltage-Vmp	V	37.0	37.2	37.6	38.0
Maximum Power Current-Imp	A	8.13	8.22	8.27	8.31
Open Circuit Voltage-Voc	V	45.2	45.5	45.6	45.8
Short Circuit Current-Isc	A	8.74	8.76	8.80	8.82
Efficiency	%	15.51	15.77	16.03	16.28

Specification of the monocrystalline Cell

No. Cell		72			
Rated Maximum Power-Pmax	W	4.167	4.236	4.306	4.375
Maximum Power Voltage-Vmp	V	0.514	0.517	0.522	0.528
Maximum Power Current-Imp	A	8.130	8.220	8.270	8.310
Open Circuit Voltage-Voc	V	0.628	0.632	0.633	0.636
Short Circuit Current-Isc	A	8.736	8.755	8.803	8.822
Cell Efficiency	%	17.12	17.41	17.69	17.98
Cell Size	mm	156 x 156			

High Performance Mono Crystalline Module

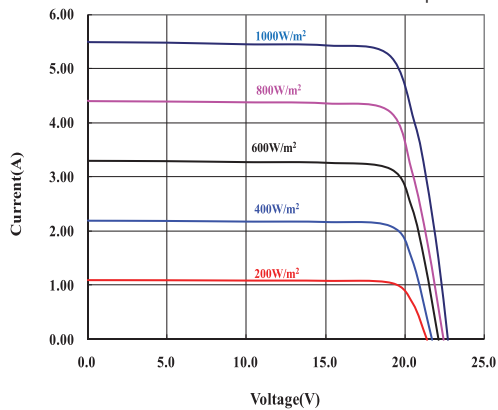
www.sky-energy.co.id

Mechanical & Packaging Characteristics

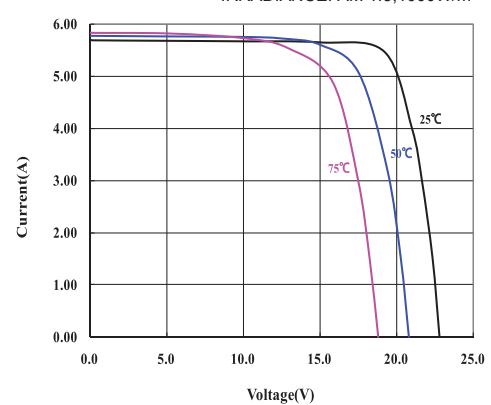
Dimensions A×B×C	mm	1950×992×50
Installation Hole Dimension D×E×F	mm	800×1400×941
Weight	Kg	23.5
Number of Draining Holes in the Frame		-
Construction		Superstrate: High transmission 3.2mm tempered low iron glass; Substrate: White Back Sheet; Encapsulant: Fast Cure EVA
Frame		Clear anodized aluminium alloy type 6063T5; Color:silver
Packing Configuration and Quantity per Pallet		26 pcs per carton and 52 carton per pallet
Container Loading Capacity		572 pcs per 40 ft high cubic container; 260 pcs per 20 ft container

I-V Characteristics at different Irradiances and Temperatures


I-V Curves of STM300W-315W at different Irradiances
Cell Temp.:25°C



I-V Curves of STM300W-315W at different cell Temperatures
IRRADIANCE: AM 1.5, 1000W/m²



Dimensional Characteristics



High Performance Mono Crystalline Module

www.sky-energy.co.id