



Solartech
Energy Corp.

235W-255W



Maximize solar return
with Solartech
High Performance Modules

ASC-6P-60 Series
Multi-Crystalline Photovoltaic Modules

Maximize peak output with pre-sorted high quality 6" multi-crystalline cells

Ensure 5400pa snow loads and 2400pa wind loads with high transparent tempered glass and robust anodized aluminum frame

Commit protection in the severest weather conditions with certified EVA, Back sheet foil, and Junction box

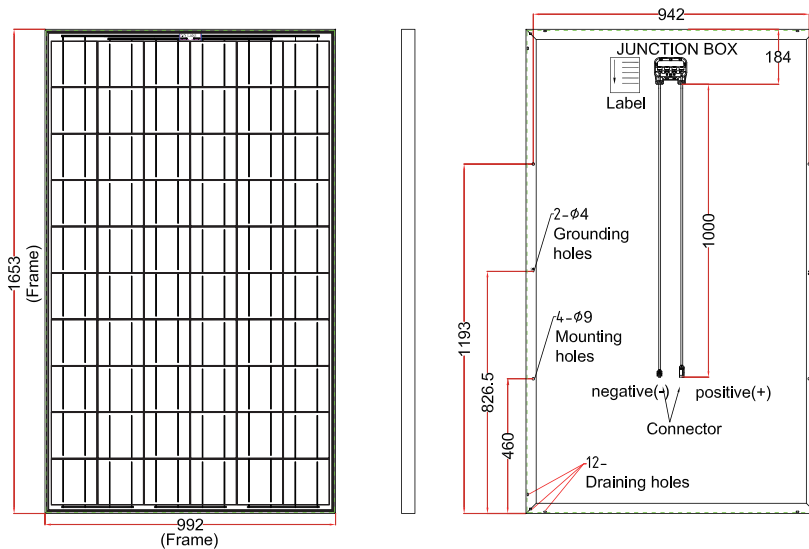
10-year limited product warranty, 25-year limited power output warranty (90% for 10 years, 80% for 25 years)



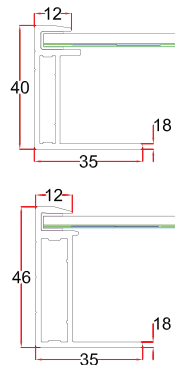
ASC-6P-60 Series 235W-255W

Multi-Crystalline Photovoltaic Modules

Mechanical Data



Dimension: 1653mm x 992mm x 40mm (46mm)
 Cells: 60 polycrystalline 156x156mm cells
 Connection: Junction box IP65 with 3 bypass diodes
 Cable: 4mm²x1.0m with Tyco or MC4 compatible connectors
 Frame: Anodized aluminum
 Weight: 40mm : 19 kg / 41.85 lbs
 46mm : 19.5 kg / 42.95 lbs



Electrical Characteristics @ STC*

Module Number	ASC-6P-60-235	ASC-6P-60-240	ASC-6P-60-245	ASC-6P-60-250	ASC-6P-60-255
Nominal Power Pmax[Wp]	235	240	245	250	255
Power Tolerance **	+/-3%	+/-3%	+/-3%	+/-3%	+/-3%
Nominal Voltage Vmax[V]	29.30	29.81	30.32	30.83	31.25
Nominal Current Imax[A]	8.02	8.05	8.08	8.11	8.16
Open Circuit Voc[V]	36.98	37.16	37.40	37.65	37.90
Short Circuit Isc [A]	8.52	8.55	8.58	8.61	8.66
Efficiency Eff [%]	14.33	14.64	14.94	15.25	15.55

*STC: Standard Test Conditions, measurement at radiation strength 1,000 W/m², spectral distribution AM 1.5, temperature 25°C, in accordance with EN 60904-3

**Power tolerance can be adjusted on requests

NOCT: Nominal Operating Cell Temperature, 45.8 +/- 2°C, measurement at radiation strength 800 W/m², AM 1.5, Air temperature 20°C, wind speed 1m/s

Specifications are subject to change without notice

Warranty

10 year limited product workmanship warranty

25 year limited power output warranty: 90% minimum rated power for 10 years. 80% minimum rated power for 25 years

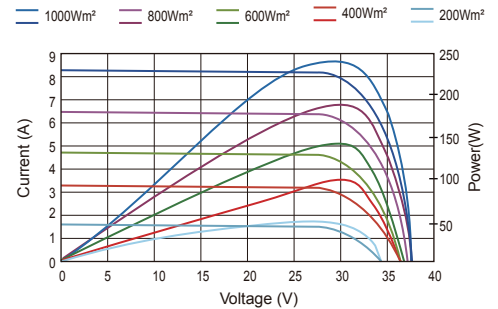
Solartech Energy Corp.

Taipei Office
 8F., No.760, Sec. 4, Bade Rd., Songshan Dist., Taipei City 105, Taiwan
 Tel: +886-2-21712388 Fax: +886-2-21712387 E-mail: sales@solartech-energy.com

Hsinchu HQ & Fab
 No. 16, Guangfu N. Rd., Hsinchu Industrial Park, Hukou, Hsinchu 303, Taiwan
 Tel: +886-3-5276888 Fax: +886-3-5246866

IV Curve

IV and Pmax Curves with different radiation levels at 25°C



Temperature Coefficient

Temp. Coeff. of Isc = 0.065%/K
 Temp. Coeff. of Voc = -0.35%/K
 Temp. Coeff. of Pmax = -0.477%/K

Maximum Operation

Operational Temperature: -40°C to +85°C
 (-40°F to +185°F)
 Maximum System voltage(ETL): 600V DC
 Maximum Reverse Current: 15A
 Maximum Load: Snow loads 5400pa or 550kg/m²
 Wind loads 2400pa