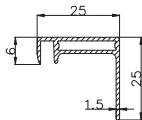


130-155 Watt

MONO CRYSTALLINE MODULE 36x(156mmx156mm)


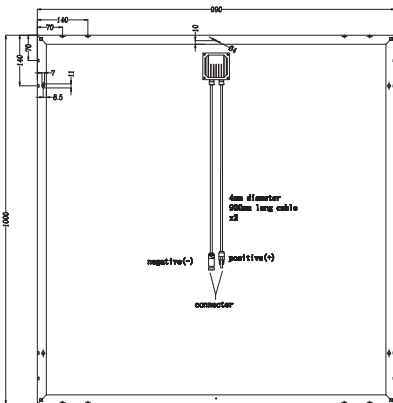
www.risenenergy.com
THE POWER OF RISING VALUE



Electrical Characteristics

Model	Pm(Wp)	Tolerance	Vm(V)	Im(A)	Voc(V)	Isc(A)
SYP130M	130W	+3%	17.6	7.41	21.8	8.03
SYP135M	135W	+3%	17.8	7.58	22.0	8.17
SYP140M	140W	+3%	18.1	7.72	22.1	8.32
SYP145M	145W	+3%	18.2	7.97	22.2	8.55
SYP150M	150W	+3%	18.3	8.20	22.3	8.81
SYP155M	155W	+3%	18.4	8.43	22.4	9.47

Valued at STC (AM 1.5, 1000W/m², 25°C)



Specifications

- Number of mono crystalline solar cell 36pcsx(156mmX156mm)
- Aluminum frame, dimension 990x1000x25mm
- Weight 11kg
- Temperature coefficient of VOC(β)=-0.39%/°C
- Temperature coefficient of ISC(α)=+0.033%/°C
- Temperature coefficient of Pmax=-0.44%/°C
- Bypass diodes to reduce loss in partial shadow
- IP65
- CE Standard
- Performance test data for each module