

170-200 Watt


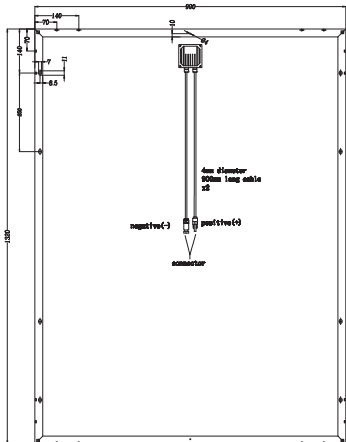
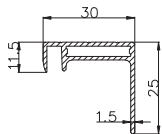
MONO CRYSTALLINE MODULE 72x(156mmx104mm)

www.risenenergy.com
THE POWER OF RISING VALUE



Electrical Characteristics

Model	Pm(Wp)	Tolerance	Vm(V)	Im(A)	Voc(V)	Isc(A)
SYP170M	170W	+3%	34.0	5.00	42.5	5.56
SYP175M	175W	+3%	34.3	5.11	42.8	5.68
SYP180M	180W	+3%	34.7	5.19	43.3	5.77
SYP185M	185W	+3%	35.1	5.28	43.8	5.87
SYP190M	190W	+3%	35.2	5.40	43.9	6.00
SYP195M	195W	+3%	35.4	5.51	44.2	6.13
SYP200M	200W	+3%	35.8	5.59	44.7	6.21



Valued at STC (AM 1.5, 1000W/m², 25°C)

Specifications

- Number of mono crystalline solar cell 72pcsx(156mmX104mm)
- Aluminum frame, dimension 990x1320x30mm
- Weight 14.8kg
- Temperature coefficient of VOC(β)=-0.39%/°C
- Temperature coefficient of ISC(α)=+0.033%/°C
- Temperature coefficient of Pmax=-0.44%/°C
- Bypass diodes to reduce loss in partial shadow
- IP65
- CE Standard
- Performance test data for each module