
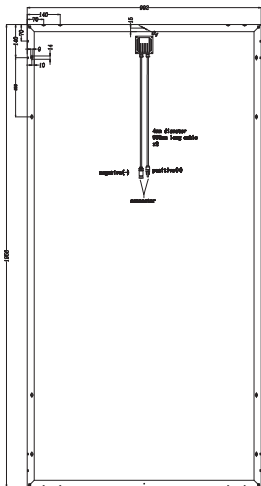
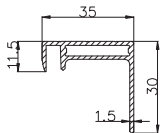


# 265-310 Watt

## MONO CRYSTALLINE MODULE 72x(156mmx156mm)

www.risenenergy.com  
THE POWER OF RISING VALUE



### Electrical Characteristics

Model	Pm(Wp)	Tolerance	Vm(V)	Im(A)	Voc(V)	Isc(A)
SYP265M	265W	+3%	34.3	7.73	42.8	8.59
SYP270M	270W	+3%	34.6	7.81	43.3	8.68
SYP280M	280W	+3%	35.1	7.98	43.8	8.87
SYP290M	290W	+3%	35.6	8.15	44.4	9.06
SYP300M	300W	+3%	36.0	8.34	45.0	9.27
SYP310M	310W	+3%	36.4	8.52	45.4	9.47

Valued at STC (AM 1.5, 1000W/m<sup>2</sup>, 25°C)

### Specifications

- Number of mono crystalline solar cell 72pcsx(156mmX156mm)
- Aluminum frame, dimension 1956x992x35mm
- Weight 21.8kg
- Temperature coefficient of VOC( $\beta$ )=-0.39%/°C
- Temperature coefficient of ISC( $\alpha$ )=+0.033%/°C
- Temperature coefficient of Pmax=-0.44%/°C
- Bypass diodes to reduce loss in partial shadow
- IP65
- CE Standard
- Performance test data for each module