



A-Class Professional

Polycrystalline, 250 – 260 Wp

Powerful. Attractive. Versatile

Flexible and simple installation:


- ✓ Extended clamping areas
- ✓ Upside down installation possible
- ✓ Up to 5,400 Pa load

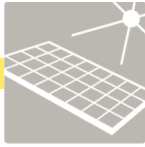
Optimized for power:

- ✓ Anti-reflective glass ensures high yields even under diffuse irradiation
- ✓ Positive power classification
- ✓ Industry-leading NOCT values
- ✓ 100% PID safe

Warranty and safety:

- ✓ Manufactured in the CS Wismar factory, produced in accordance with DIN EN ISO 9001:2008, ISO 14001:2009 and OHSAS 18001:2007
- ✓ Salt spray corrosion testing according to IEC 61701
- ✓ Ammonia resistance testing according to IEC 62716
- ✓ 1-year product warranty





Performance under STC*

Module type	S 250P60	S 255P60	S 260P60
	A-Class Professional	A-Class Professional	A-Class Professional
Nominal power (P_{mpp})	250 Wp	255 Wp	260 Wp
Open-circuit voltage (U_{oc})	37.62 V	37.69 V	37.79 V
Voltage (U_{mpp})	29.73 V	29.87 V	30.06 V
Current (I_{mpp})	8.41 A	8.54 A	8.65 A
Short-circuit current (I_{sc})	8.91 A	8.99 A	9.07 A
Efficiency η	15.2 %	15.5 %	15.8 %

Power at 800 W/m², NOCT, AM 1.5

Module type	S 250P60	S 255P60	S 260P60
	A-Class Professional	A-Class Professional	A-Class Professional
Nominal power (P_{mpp})	187 Wp	191 Wp	195 Wp
Short-circuit current (I_{sc})	7.17 A	7.23 A	7.30 A
Open-circuit voltage (U_{oc})	35.39 V	35.44 V	35.53 V
Voltage (U_{mpp})	27.91 V	28.03 V	28.19 V
Current (I_{mpp})	6.70 A	6.81 A	6.90 A

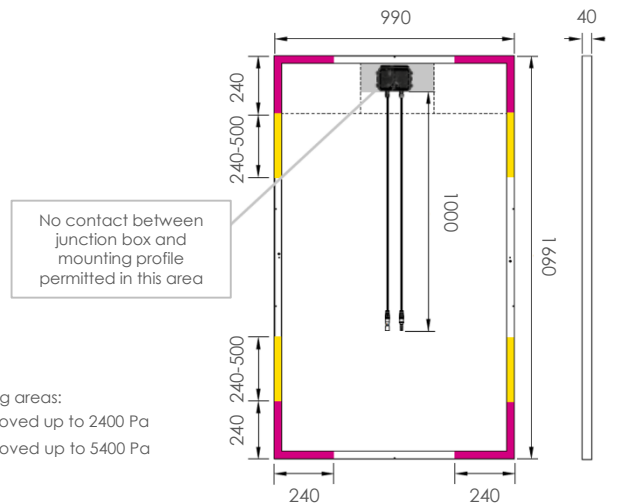
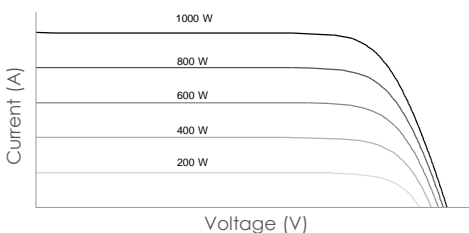
Thermal properties

TC P_{mpp}	-0.43 %/K
TC U_{oc}	-0.35 %/K
TC I_{sc}	0.03 %/K
NOCT	46 +/- 2 °C

Other technical specification

Cell count	60 units
Max. system voltage	1000 V
Weight	19.0 ± 0.5 kg
Reverse current load IR	15 A
Junction Box	IP 65
Frame height	40 mm
Bypass diodes in connector	3 pcs

I-V curve A 260P60 A-Class Professional



Clamping areas:
■ approved up to 2400 Pa
■ Approved up to 5400 Pa

Measurements in mm

CS Wismar GmbH
 An der Westtangente 1
 23966 Wismar
 GERMANY
 +49 3841 3049 300