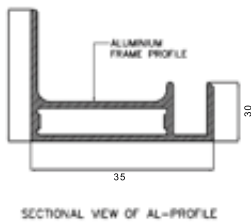
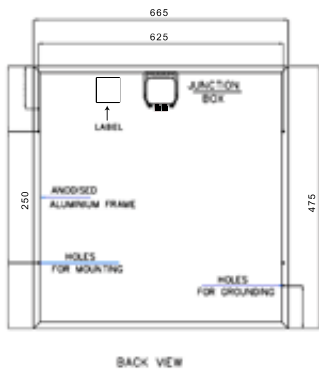
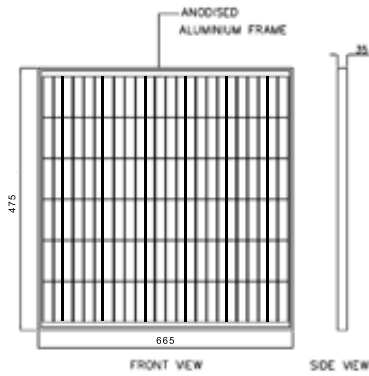


Technical Data

MODULES

SFTI-40

DIMENSIONS in mm



ELECTRICAL PERFORMANCE

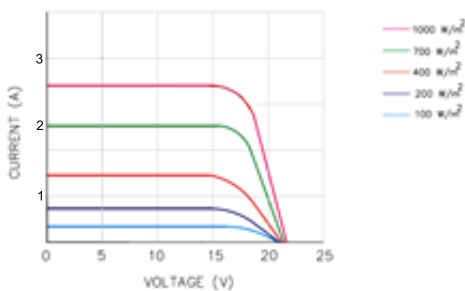
Electrical Parameters at Standard Test Conditions (STC)

Pmax (watts) (nominal)	40
Voltage at PMax Vmpp (V)	18.22
Current at PMax Impp (A)	2.2
Open-circuit Voltage Voc (V)	21.5
Short Circuit Current Isc (A)	2.54
Module Efficiency (%)	14.1

CONSTRUCTION MATERIALS

Module Dimensions L x W x H (mm)	475 x 665 x 35
Weight (kg)	4
Junction Box	IP65, 3 Terminal with 2 bypass diodes
Application Class	CLASS A (safety classII)
Front Covers	High transmission, low Iron, tempered glass
Cells	36 Nos., poly crystalline
Cell Encapsulant	EVA (Ethylene Vinyl Acetate)
Back Cover	Composite film
Frame	Anodized aluminium frame with twin wall profile
Mounting Holes	Mounting hole 4 nos. (ovel shape (14*7mm)) and 6mm grounding hole 2 nos.

IV CURVES



TEMPERATURE COEFFICIENTS

Tc of Open Circuit Voltage (β)	-0.35 ± 0.01 % /°C
Tc of Short Circuit Current (α)	0.05 ± 0.02% /°C
Tc of Power (γ)	-0.44 ± 0.02% /°C
Maximum System Voltage (V)	1000 V
NOCT(°C)	45 °C ± 2 °C
Temperature Range	- 40 °C to + 85 °C

