



Wotech Solar

Quality. Performance. Value.

MONO CRYSTALLINE MODULE

WT280-M156-60 Black series

60 x 6" / 260 - 280W

Wattages :

260 / 265
270 / 275 / 280



Technology

High module conversion efficiency through superior manufacturing technology



PID Free



Power-positive Tolerance

Guaranteed power output (0/+ 3%)



Performance

High performance under low light conditions (Cloudy days, mornings and evenings)



Quality

Manufactured according to International Quality and Environmental Management Systems (ISO9001, ISO14001)



Value

Our vertically integrated business model allows for competitive pricing and great value


www.wotechsolar.com

Excellent Electrical Performance Cells



- Mono Crystalline 156.75X156.75mm cells have been used in the modules with better performance in terms of parameters

Visible Quality



- Durable, high-quality, smooth aluminum alloy frames
- Rigid construction - 2400 Pa & 5400 Pa rated assembly
- Specially designed drainage holes prevent the frame from deforming or breaking due to freezing weather and other forces

Warranty

- 10 Year Manufacturers Warranty
- 10 Year Warranty, 90% power output
- 25 Year Warranty, 80% power output

Superior Manufacturing-Quality Assurance



- All modules are manufactured using TQC & SPC quality control systems
- Advanced cell sorting to avoid electric mismatch
- 100% EL Test- before lamination & prior to shipment
- Comprehensive Safety and Reliability tests are performed

Power Output



- Our IP67 rated junction box improves module performance and stability
- High-performance connectors provide low resistance interconnection to ensure the full utilization of module output power

Certifications and standards:
IEC 61215, IEC 61730
- Conformity to CE, UL1703



Electrical Specifications

* STC irradiance of 1000w/m², spectrum AM 1.5 and cell temperature of 25 °C

Module Type	Pm(W)	Tolerance	Imp(A)	Vmp(V)	Isc(A)	Voc (V)	Module Efficiency
WT260-M156-60BK	260	0/+3%	8.55	30.42	9.04	38.05	15.88%
WT265-M156-60BK	265	0/+3%	8.63	30.71	9.11	38.26	16.19%
WT270-M156-60BK	270	0/+3%	8.71	31.01	9.18	38.47	16.50%
WT275-M156-60BK	275	0/+3%	8.79	31.31	9.25	38.68	16.80%
WT280-M156-60BK	280	0/+3%	8.87	31.60	9.32	38.89	17.11%

Mechanical Data

Cell Type	Mono Crystalline 156.75X156.75mm
Cell Arrangement	60 (6 × 10)
Module Structure	Glass / EVA / Backsheet (Black)
Front Glass Thickness	3.2 mm
Application Class	Class A at IEC 61730
Junction Box Rating	IP 67
Cables	1000mm / 4 mm ²
Connector Type	MC4 Compatible
Fire Rating Class	Class C

Maximum Ratings

Operating Temperature	-40°C to +85°C
Maximum Load Capacity	Snow - 5400 Pa / Wind - 2400 Pa
Maximum System Voltage	600V DC (UL) / 1000V DC (IEC)
Maximum Series Fuse Rating	15A
Number of Diodes / Busbars	3 / 4
Maximum Cell Efficiency	20.2%

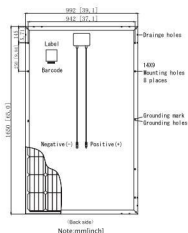
Packaging

* frame sizes (35mm / 40 mm) available upon request

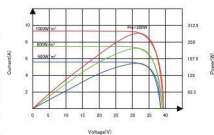
Module Dimensions	1640 × 992 × 35 mm	1640 × 992 × 40 mm
Weight	18.5 kg	18.7 kg
Pallet Dimensions	1690 x 1130 x 1220 mm	1690 x 1130 x 1230 mm
Container	40' HQ	40' HQ
Pieces per Pallet	30	28
Pallets per Container	28	28
Pieces per Container	840	784
Gross Weight per Pallet	599 kg	570 kg
Gross Weight per Container	16,772 kg	15,960 kg

Temperature Characteristics

Nominal Operating Cell Temperature (NOCT)	45°C ± 2°C
Temperature Coefficient of Isc	+0.0425% / °C
Temperature Coefficient of Voc	-0.3682% / °C
Temperature Coefficient of Pmax	-0.43% / °C



Current-Voltage/Power-Voltage Curve (2800)



Temperature Dependence of Isc, Voc, Pmax

