

# GTEC-G6S series

## Electrical Characteristics

Identical Specification to Commodity ASEC-335G6S~ ASEC-355G6S

Model	GTEC-335G6S	GTEC-340G6S	GTEC-345G6S	GTEC-350G6S	GTEC-355G6S
Maximum Power (Pmax)	<b>335wp</b>	<b>340wp</b>	<b>345wp</b>	<b>350wp</b>	<b>355wp</b>
Maximum Power Voltage (Vpm) [V]	36.53	36.76	37.02	37.23	37.49
Maximum Power Current (Ipm) [A]	9.17	9.25	9.32	9.40	9.47
Open Circuit Voltage (Voc) [V]	45.88	46.02	46.21	46.39	46.52
Short Circuit Current (Isc) [A]	9.57	9.67	9.76	9.85	9.95
Module efficiency [%]	17.32%	17.58%	17.83%	18.09%	18.35%
Temperature coefficient of P max [%/K]			-0.4213		
Temperature coefficient of Voc [%/K]			-0.2972		
Temperature coefficient of Isc [%/K]			0.0499		
Series Fuse [A]			12		
Maximum System Voltage [V dc]			1000		
NOCT			43.3°C		

- ※ Measured at Standard Test Condition (STC): Irradiance of 1000W/m<sup>2</sup>, AM 1.5, and Cell Temperature 25°C
- ※ Normal Operating Cell Temperature (NOCT): Irradiance of 800W/m<sup>2</sup>, Temperature 20° C, Wind Speed 1m/s

Mechanical Characteristics	
Cell Type	6 inch (4BB)
Cell Configuration	72 in series
Cable Length (mm)	1000
Dimension (mm)	1956 x 989 x 45
Weight (kg)	22.5
Backsheet Color	White / Black
Frame Color	Silver / Black
Connectors	MC4 compatible

- ※ Color of backsheet and frame can be customized.
- ※ Dimension tolerance +/- 1.5mm.







## Technical drawing

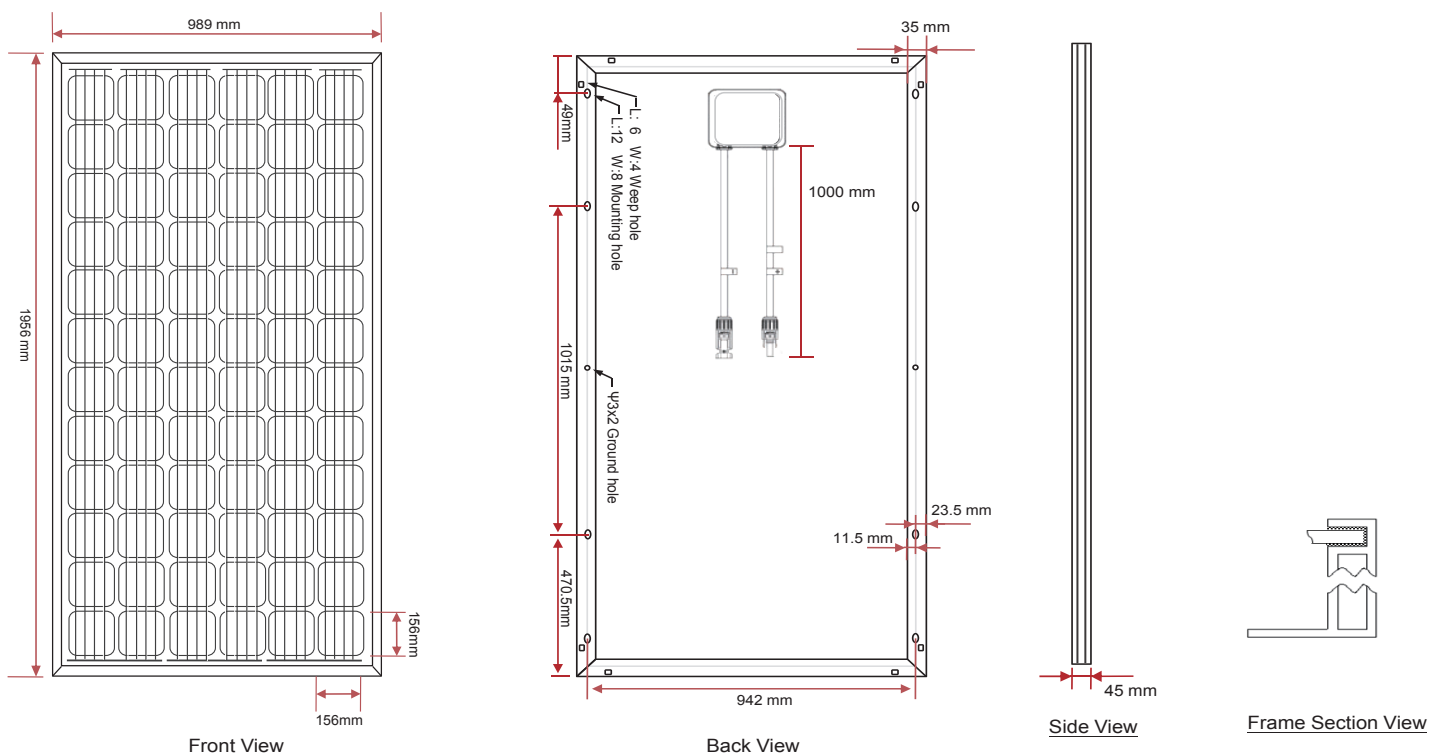
Qualification Test Conditions	
Temperature Cycling Range	-40°C to +85°C
Static Load	5400pa
Hailstone Impact	25mm hail at 23m/s

Warranties	
Performance	12 years 90% Power Guarantee
	25 years 80% Power Guarantee

Certificates	
	
	
	



Note: Design and specifications are subject to change without notice.  
 This document is the exclusive property of GINTUNG and shall not be reproduced or copied or transformed to any other format without prior permission of GINTUNG.