

60 CELLS

MULTICRYSTALLINE MODULE

250-270W

POWER OUTPUT RANGE

16.59%

MAXIMUM EFFICIENCY

0~+5W

POSITIVE POWER TOLERANCE



Our most versatile product

- Compatible with all major BOS components and system designs
- 1000V UL/1000V IEC certified



Maximize Limited Space

- 60-cell module power output up to 270W
- Up to 171 W/m² power density



Highly reliable due to stringent quality control

- Over 30 in-house tests (UV, TC, HF, and many more)
- In-house testing goes well beyond certification requirements
- PID resistant
- 100% EL double inspection



Certified to withstand the most challenging environmental conditions

- 2400 Pa wind load
- 5400 Pa snow load
- 35 mm hail stones at 97 km/h

Comprehensive Products And System Certificates

IEC61215/IEC61730/UL1703/IEC61701/IEC62716

ISO 9001: Quality Management System

ISO 14001: Environmental Management System

ISO14064: Greenhouse gases Emissions Verification

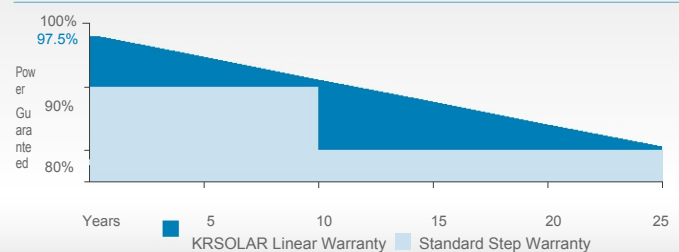
OHSAS 18001: Occupation Health and Safety

Management System



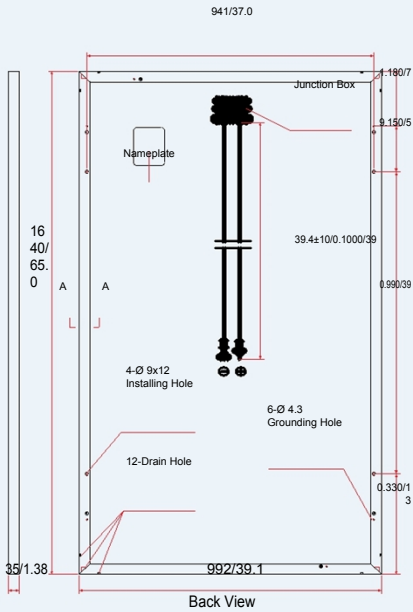
LINEAR PERFORMANCE WARRANTY

10 Year Product Warranty · 25 Year Linear Power Warranty

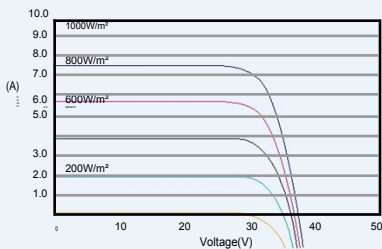


PRODUCTS	POWER RANGE
KRP 60 SERIES	250-270W

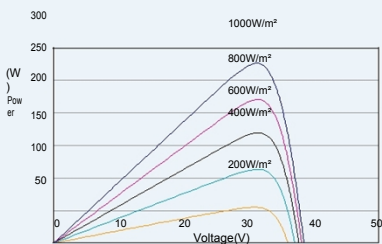
DIMENSIONS OF PV MODULE (mm/inches)



I-V CURVES OF PV MODULE (280W)



P-V CURVES OF PV MODULE (280W)



ELECTRICAL DATA (STC)

Parameter	250	255	260	265	270
Peak Power Watts- P_{MAX} (Wp)*	250	255	260	265	270
Power Output Tolerance- P_{MAX} (W)	0 ~ +5w				
Maximum Power Voltage- V_{MPP} (V)	30.25	30.4	30.6	30.8	30.9
Maximum Power Current- I_{MPP} (A)	8.26	8.38	8.50	8.61	8.73
Open Circuit Voltage- V_{OC} (V)	38.09	38.11	38.2	38.3	38.4
Short Circuit Current- I_{SC} (A)	8.78	8.88	9.00	9.10	9.18
Module Efficiency (%)	15.36	15.67	15.98	16.28	16.59

STC Condition
Irradiance level 1,000W/m², Spectrum AM1.5 and
Cell Temperature 25°C

MECHANICAL DATA

Solar Cells	Multicrystalline 156. × 156 mm (6 inches)
Cell Orientation	60 cells (6 × 10)
Module Dimensions	1640 × 992 × 40 mm (65.0 × 39.1 × 1.38 inches)
Weight	18.6 kg (41.0 lb)
Glass	3.2 mm (0.13 inches), High Transmission, AR Coated Tempered Glass
Backsheet	White (PD05.08); Black (PD05.05)
Frame	Black Anodized Aluminum Alloy (PD05.08, PD05.05)
J-Box	IP 67 or IP 68 rated
Cables	Photovoltaic Technology Cable 4.0mm ² (0.006 inches ²), 1000 mm (39.4 inches)
Connector	MC4 or Amphenol H4/UTX
Fire Type	Type 1 or Type 2

TEMPERATURE RATINGS

NOCT (Nominal Operating Cell Temperature)	44°C (±2°C)
Temperature Coe cient of P_{MAX}	- 0.41%/°C
Temperature Coe cient of V_{OC}	- 0.32%/°C
Temperature Coe cient of I_{SC}	0.05%/°C

MAXIMUM RATINGS

Operational Temperature	-40~+85°C
Maximum System Voltage	1000V DC (IEC) 1000V DC (UL)
Max Series Fuse Rating	15A

(DO NOT connect Fuse in Combiner Box with two or more strings in parallel connection)

WARRANTY

- 10 year Product Workmanship Warranty
- 25 year Linear Power Warranty

(Please refer to product warranty for details)

PACKAGING CONFIGURATION

- Modules per box: 26 pieces
- Modules per 40' container: 784 pieces