



Mono-crystalline Solar Module

ED45-6M

ED50-6M

ED55-6M



Warranty

10-year repair and workmanship warranty

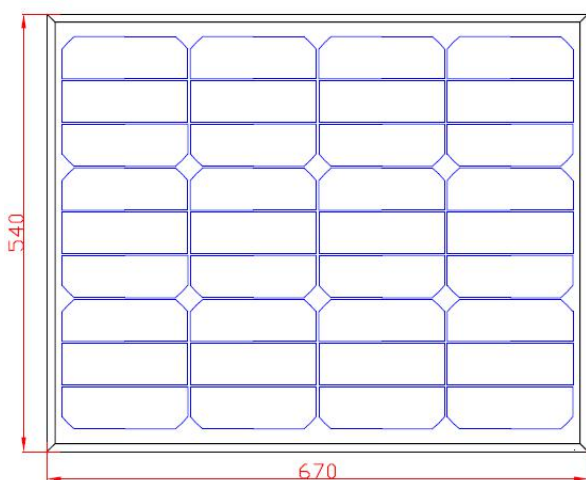
12-year warranty at 90% power output

25-year warranty at 80% power output

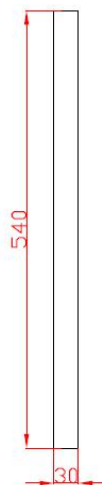
Typical Electrical Characteristics

Models	ED45-6M	ED50-6M	ED55-6M
Max. Power (Pmax)	45Wp	50Wp	55Wp
Optimum Operating Voltage (Vm)	18.1V	18.1V	18.3V
Optimum Operating Current (Im)	2.49A	2.76A	3.01A
Open-circuit Voltage (Voc)	22.1V	22.1V	22.3V
Short-circuit Current (Isc)	2.64A	2.93A	3.19A
Module efficiency	12.4%	13.8%	15.2%

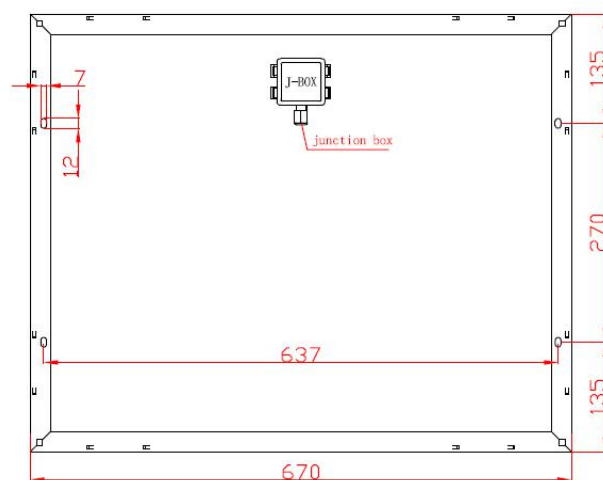
Note: the specifications are obtained under the Standard Test Condition (STC): 1,000W/m², Am 1.5, Cell Temperature 25°C



Front view



Side view

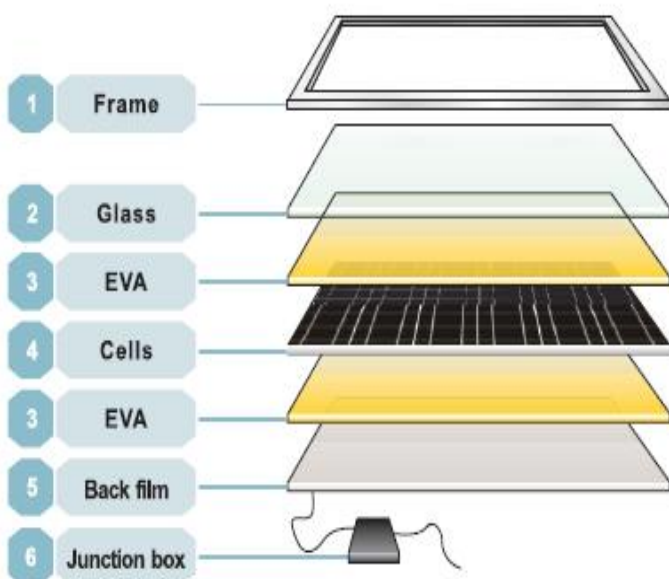


Back view



Solar cell	Mono
Power Tolerance (Pmax)	0 ~ +3%
Numbers of cells	36pcs of cells in series
Module Dimension	540*670*30mm
Weight	4.2Kg
Max. System Voltage	600VDC
Max. Series Fuse Rating	—
Temperature cycling range	-40°C ~ +85°C
NOTC	47°C
Temperature coefficients of Isc	(+0.06%/°C)
Temperature coefficients of Voc	(-0.35%/°C)
Temperature coefficients of Pmax	(-0.4%/°C)
Load Capacity	1440pcs/ 20'GP
	4320pcs/ 40'HQ

Certification



The Structure of Solar Modules

Cells

The hi-efficiency of mono and poly solar cells ensure adequate power for panels.

Glass

Low-iron tempered glass, 3.2mm thickness with higher reflectivity.

EVA

Higher transmission rate, antioxidant capacity and temperature resistance, no expansion or contraction.

Back film

Increase efficiency of modules slightly and reduce module's temperature. Aging resistance, corrosion resistance and airtight.

Aluminum Frame

Using the framework of the anodized aluminum frame with high intensity, mechanical shock resistance capacity.