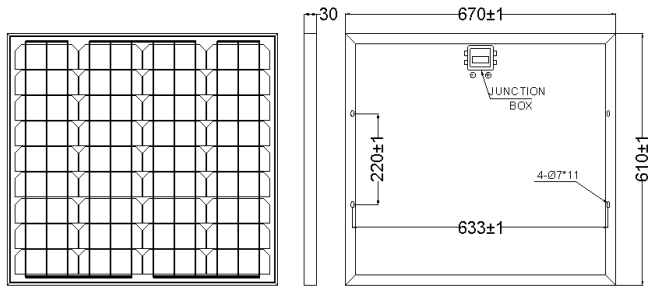




ELECTRICAL SPECIFICATIONS

| | | |
|----------------------------|----------------|---------|
| Model NO. | SLS055M | SLS060M |
| Peak power(Pmax) | 55W | 60W |
| Maximum power voltage(Vmp) | 17.8V | 18V |
| Maximum power current(Imp) | 3.08A | 3.33A |
| Short-circuit current(Isc) | 3.27A | 3.53A |
| Open circuit voltage(Voc) | 22.1V | 22.4V |
| Cell efficiency(η) | 16.50% | 17.20% |
| Power tolerance: | ±3% | |
| Operating temperature | -40°C to +85°C | |
| Maximum system voltage | 600VDC | |

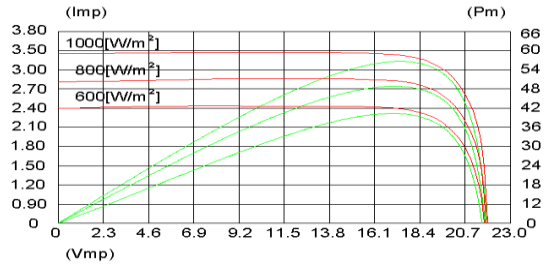
PHYSICAL CHARACTERISTICS



TEMPERATURE COEFFICIENT

| | |
|--|-----------|
| Current temperature coefficient | 0.037%/°C |
| Voltage temperature coefficient | -0.34%/°C |
| Power temperature coefficient | -0.48%/°C |
| STC: Irradiance of 1000W /m2, AM 1.5, Cell Temperature of 25°C | |

ELECTRICAL CHARACTERISTICS



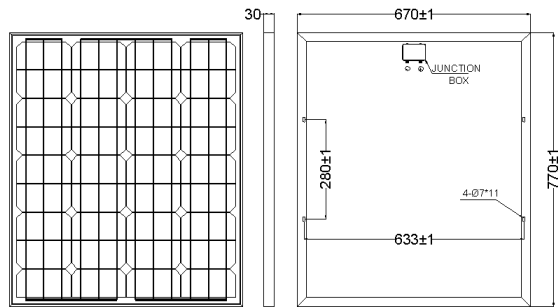
MECHANICAL SPECIFICATIONS

| | |
|-----------------|----------------------------|
| Cell Type | 156mm |
| Number of Cells | 36 cells in series |
| Weight | 5.3 kg (11.66 lbs) |
| Dimension | 610×670×30mm |
| Max Load | 5400 Pascals (112 lb/ft2) |
| Junction Box | |
| Cable/Connector | |

ELECTRICAL SPECIFICATIONS

| | | |
|----------------------------|----------------|---------|
| Model NO. | SLS075M | SLS080M |
| Peak power(Pmax) | 75W | 80W |
| Maximum power voltage(Vmp) | 18.0V | 18.2V |
| Maximum power current(Imp) | 4.16A | 4.39A |
| Short-circuit current(Isc) | 4.41A | 4.65A |
| Open circuit voltage(Voc) | 22.4V | 22.1V |
| Cell efficiency(η) | 17.20% | 18.20% |
| Power tolerance: | ±3% | |
| Operating temperature | -40°C to +85°C | |
| Maximum system voltage | 600VDC | |

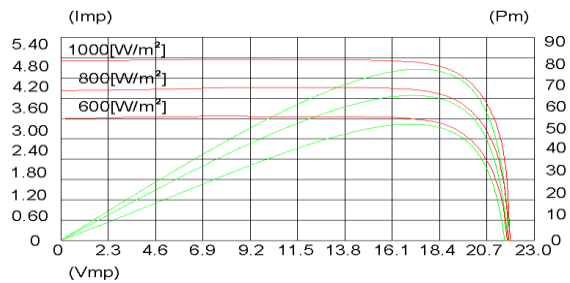
PHYSICAL CHARACTERISTICS



TEMPERATURE COEFFICIENTS

| | |
|--|-----------|
| Current temperature coefficient | 0.037%/°C |
| Voltage temperature coefficient | -0.34%/°C |
| Power temperature coefficient | -0.48%/°C |
| STC: Irradiance of 1000W /m2, AM 1.5, Cell Temperature of 25°C | |

ELECTRICAL CHARACTERISTICS



MECHANICAL SPECIFICATIONS

| | |
|-----------------|----------------------------|
| Cell Type | 156mm |
| Number of Cells | 36 cells in series |
| Weight | 6.7 kg (14.74lbs) |
| Dimension | 770×670×30mm |
| Max Load | 5400 Pascals (112 lb/ft2) |
| Junction Box | |
| Cable/Connector | |

*Due to continuous innovation, research and product improvement, the specifications are subject to change without prior notice.
*The data do not refer to a single module and they are not part of the offer, they only serve for comparison to different module types.

25-year performance warranty
5-year warranty on materials and workmanship
The specifications are subject to change without prior notice.