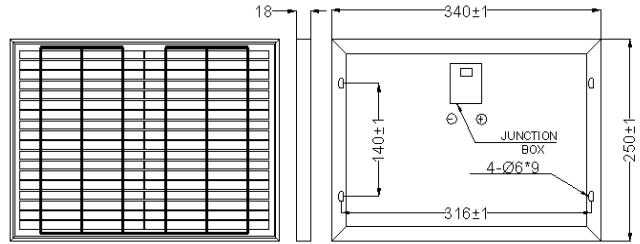




**ELECTRICAL SPECIFICATIONS**

Model NO.	SLS010P
Peak power(Pmax)	10W
Maximum power voltage(Vmp)	18.0V
Maximum power current(Imp)	0.56A
Short-circuit current(Isc)	0.59A
Open circuit voltage(Voc)	22.2V
Cell efficiency( $\eta$ )	16.40%
Power tolerance:	$\pm 3\%$
Operating temperature	-40°C to +85°C
Maximum system voltage	600VDC

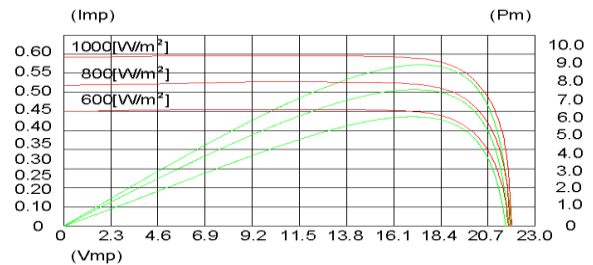
**PHYSICAL CHARACTERISTICS**



**TEMPERATURE COEFFICIENT**

Current temperature coefficient	0.037%/°C
Voltage temperature coefficient	-0.34%/°C
Power temperature coefficient	-0.48%/°C
STC: Irradiance of 1000W /m2, AM 1.5, Cell Temperature of 25°C	

**ELECTRICAL CHARACTERISTICS**



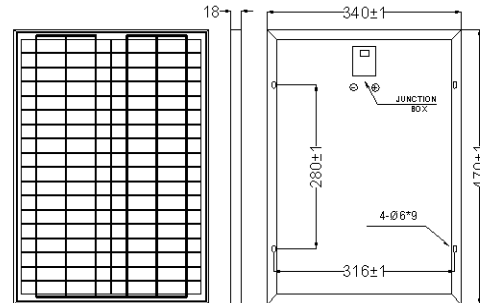
**MECHANICAL SPECIFICATIONS**

Cell Type	156mm
Number of Cells	36 cells in series
Weight	0.9kg (3.3lbs)
Dimension	250×340×18mm
Max Load	5400 Pascals ( 112 lb/ft2)
Junction Box	
Cable/Connector	

**ELECTRICAL SPECIFICATIONS**

Model NO.	SLS020P
Peak power(Pmax)	20W
Maximum power voltage(Vmp)	18.0V
Maximum power current(Imp)	1.11A
Short-circuit current(Isc)	1.17A
Open circuit voltage(Voc)	22.4V
Cell efficiency( $\eta$ )	17.00%
Power tolerance:	$\pm 3\%$
Operating temperature	-40°C to +85°C
Maximum system voltage	600VDC

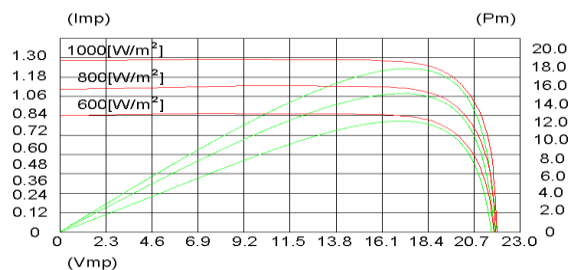
**PHYSICAL CHARACTERISTICS**



**TEMPERATURE COEFFICIENTS**

Current temperature coefficient	0.037%/°C
Voltage temperature coefficient	-0.34%/°C
Power temperature coefficient	-0.48%/°C
STC: Irradiance of 1000W /m2, AM 1.5, Cell Temperature of 25°C	

**ELECTRICAL CHARACTERISTICS**



**MECHANICAL SPECIFICATIONS**

Cell Type	156mm
Number of Cells	36 cells in series
Weight	1.9kg (4.22lbs)
Dimension	340×470×18mm
Max Load	5400 Pascals ( 112 lb/ft2)
Junction Box	
Cable/Connector	