

## **POLY-CRYSTALLINE SOLAR MODULE - 54 CELLS**



- **OS190P**
- **OS195P**
- **OS200P**
- **OS205P**

### **FEATURES**

- High reliability with guaranteed 0 to +5% power output tolerance
- Passing mechanical load test of 5400 Pa to withstand heavier snow load and 2400 Pa to withstand wind pressure. Strong frame, easy to install
- High transparency tempered glass: 3.2 mm, with durable glass surface
- Excellent performance under low light environment
- Power series ranging from 190 to 225 watts meet different customers demands
- International quality and safety certifications

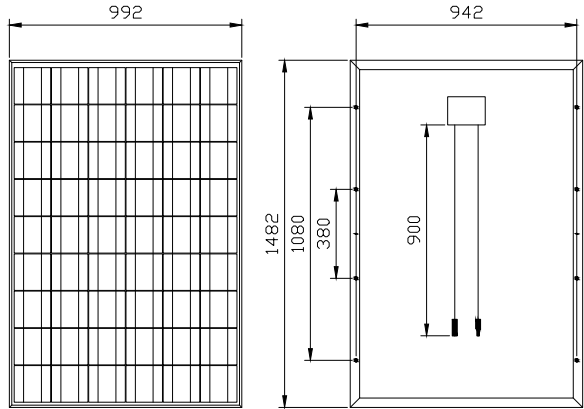
### **WARRANTIES**

- 10 years limited product warranty
- 5 years at 95% of the minimal rated power output
- 10 years at 90% of the minimal rated power output
- 18 years at 85% of the minimal rated power output
- 25 years at 80% of the minimal rated power output

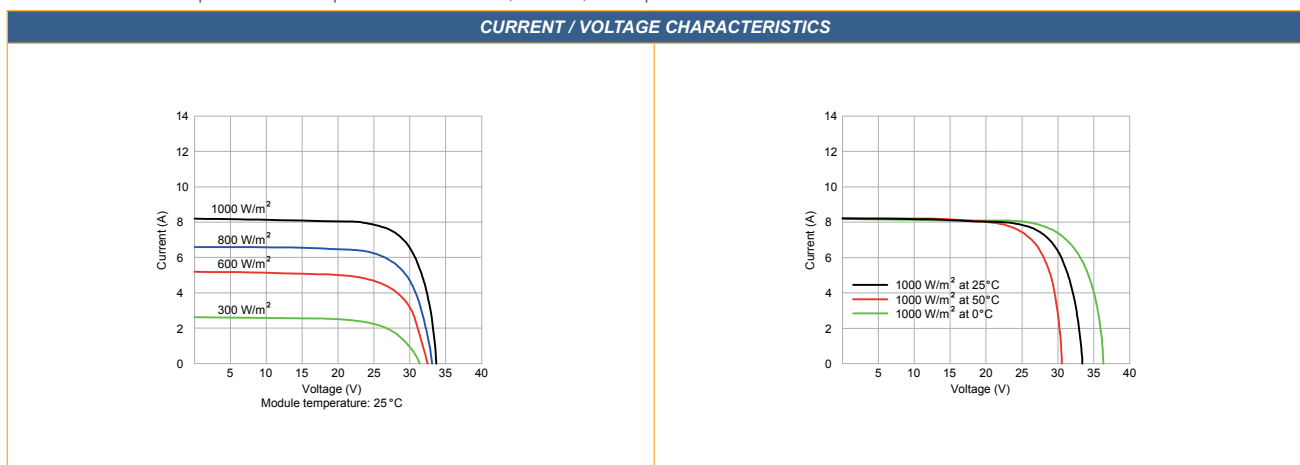


ELETRICAL CHARACTERISTICS*	OS190P	OS195P	OS200P	OS205P
Nominal Output (Pmax) [W]	190	195	200	205
Flash Test Power Classification [%]	0 / +5	0 / +5	0 / +5	0 / +5
Voltage at Pmax (Vmp) [V]	26	26	26.5	26.5
Current at Pmax (Imp) [A]	7.31	7.5	7.55	7.74
Open Circuit Voltage (Voc) [V]	33	33	33.7	33.7
Short Circuit Current (Isc) [A]	7.81	7.95	8.08	8.28
Maximum System Voltage [V]	IEC: 1000 / UL: 600			
Maximum Series Fuse Rating [A]	12			
Cell Efficiency [%]	14.46	14.84	15.22	15.60
Module Efficiency [%]	12.92	13.26	13.60	13.94

STC\* (Standard Test Condition): Irradiance 1000W/m<sup>2</sup>, Module Temperature 25°C, Air Mass 1.5

TEMPERATURE CHARACTERISTICS		DIMENSIONS	
NOCT**	45±2 °C		
Temperature Coefficient of Pmax	-0.45 %/°C		
Temperature Coefficient of Voc	-0.35 %/°C		
Temperature Coefficient of Isc	0.05 %/°C		
Operating Temperature	-40 °C to +85 °C		
<b>MECHANICAL CHARACTERISTICS</b>			
Solar Cells	54(6x9) polycrystalline cells 156 mm		
Front Cover	3.2 mm thick, low iron tempered glass		
Back Cover	TPT (Tedlar-PET-Tedlar)		
Encapsulant	EVA (Ethylene vinyl acetate)		
Frame	Anodized aluminium alloy, double wall		
Diodes	6 Bypass diodes serviceable		
Junction Box	IP65 rated		
Connector	MC4 or compatible connector		
Cables	Length: 900 mm / Section: 4.0 mm <sup>2</sup>		
Dimension [mm]	1482 x 992 x 45		
Weight [kg]	17.5		
Max. Load	Certified to 2400 Pa		

NOCT\*\*: Nominal Operation Cell Temperature Sun 800W/m<sup>2</sup>, Air 20°C, Wind speed 1m/s



Oviera Solar reserves the right to make specifications changes without any prior notice  
 This data sheet complies with the EN 50380 requirements  
 April 2011 Oviera Solar Co.,Ltd. All rights reserved  
[www.ovierasolar.com](http://www.ovierasolar.com) [info@ovierasolar.com](mailto:info@ovierasolar.com)

