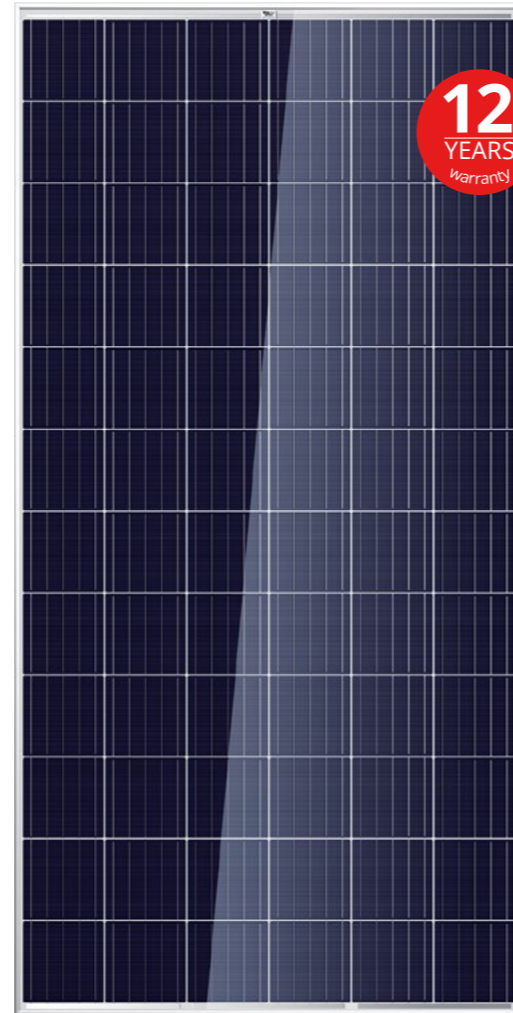


NEOSUN NS-315P | 320P | 325P

This 72-cell Polycrystalline Solar Module with newest 5BB cells offers high cell performance efficiency of up to 19.1% (16.8% module efficiency) and a great aesthetic appearance, making it perfect for rooftop installation.

With its long service life and low unit cost these solar panel is an excellent solution for farms or solar power plants even for countries with cloudy weather.



19.1%

EXCELLENT CELLS EFFICIENCY

We use only 5BB Grade-A Cells with efficiency up to 19.1% achieved through advanced cell manufacturing technology



Weak Sunlight

EXCELLENT WEAK LIGHT PERFORMANCE

Solar modules from NEOSUN Energy have excellent weak light performance (morning, evening and cloudy days)

+10W

POSITIVE POWER TOLERANCE

Guarantee from 0 to +10W as power tolerance, you can obtain more power than conventional output



SAND AND SALT PROTECTION

Reliable quality leads to a better sustainability even in harsh environment like desert or coastline

25

YEARS POWER WARRANTY

Even after 25 years our solar panel keeps at least 80% of its initial power output – because it's NEOSUN

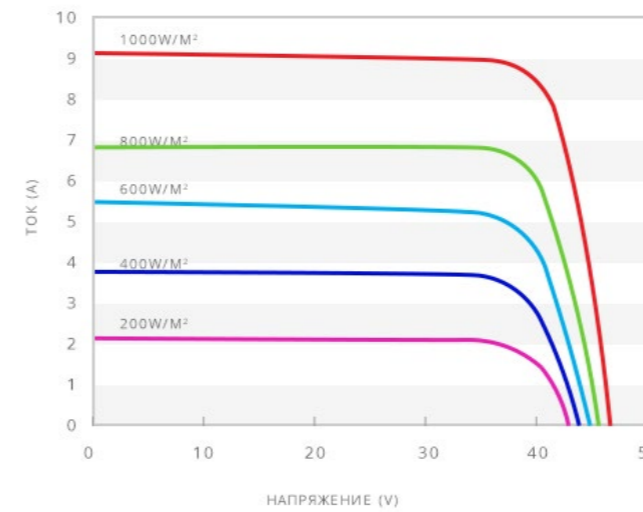


HIGH WIND AND SNOW RESISTANCE

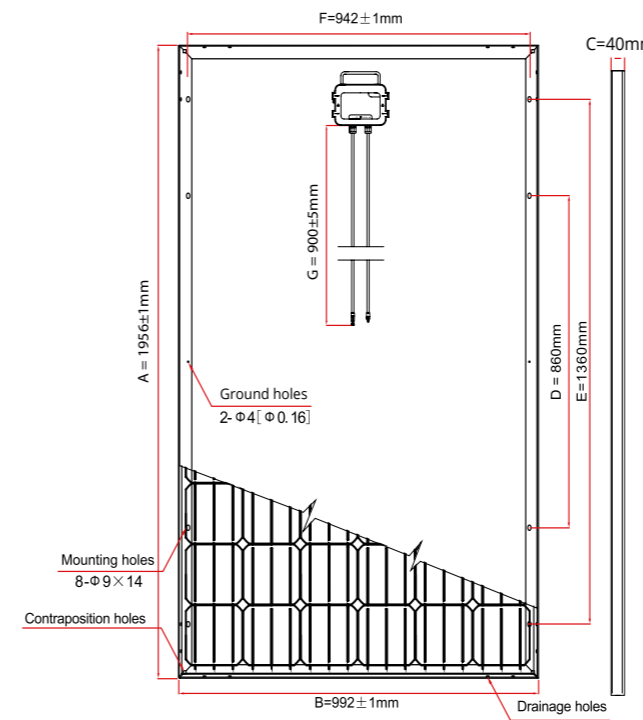
NEOSUN Energy modules withstand snow load of up to 550 kg/m² and wind speed of up to 162km/h

I-V curves

I-V Curves of PV module NEOSUN 315W at different light power



Dimensions



Caution: read safety and installation instructions before using this product

Electrical characteristics

Solar cells:	Poly-crystalline 5BB, 6 inch, 6x12 pcs		
Max Power	315W	320W	325W
Power Tolerance	0 to +10W		
Voltage at Pmax (Vmp)	37.0V	37.1V	37.2V
Current at Pmax (Imp)	8.51A	8.63A	8.74A
Open-Circuit Voltage (Voc)	45.3V	45.4V	45.5V
Short-Circuit Current (Isc)	9.21A	9.33A	9.46A
Module Efficiency	16.2%	16.5%	16.8%
Max-System Voltage (VDC)	1000V(IEC), 600V(UL)		
No. of Bypass Diodes (pcs.)	3		
Max Series Fuse (A)	15A		
Temperature Coefficient of Pmax	-0.40% / °C		
Temperature Coefficient of Voc	-0.30% / °C		
Temperature Coefficient of Isc	0.06% / °C		
Nominal Operating Cell t°C	45 ± 2°C		

*STC Conditions (1000W/m²; 1.5 AM and 25°C Cell temperature)

Mechanical Characteristics

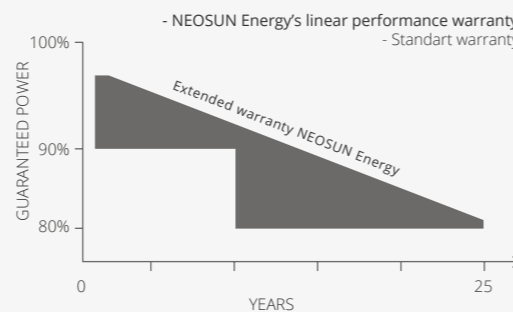
Cable type, Diameter and Length	Φ=4mm ² , L=900±5mm
Type of Connector	Compatible type MC4
Dimension AxBxC	1956x992x40mm
Weight	21.6 kg
Front Glass	Tempered with AR coating
Junction Box (protection degree)	IP67 Rated
Frame	Clear anodized aluminum alloy

Qualification Test Parameters

Dielectric Insulation Voltage	6000VDC max
Operating Temperature	-40°C to +85°C
Max load	5400Pa
Hailstone impact	25mm at 23m/s
Fire safety class	Class C

Packaging Configuration

Container	20'GP	40'HQ
Pieces per pallet	52	56
Pallets per container	5	11
Pieces per container	260	616



For a period of twenty-five (25)years commencing on the Warranty Start Date, loss of power output of the nominal power output measured at Standard Test Conditions (ST C) for the Product(s) shall not exceed:

1. For Polycrystalline Products: 2% in the first year, thereafter 0.67% per year, ending with 82% in the 25th year after the Warranty Start Date.
2. For Monocrystalline Products: 3 % in the first year, thereafter 0.67% per year, ending with 81 % in the 25th year after the Warranty Start Date.

The Warranty Start Date shall be defined as the date of the Bill of Lading date