


# TM-Series

## TM-M672365/375

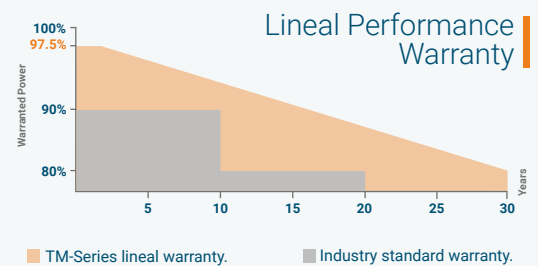


Monocrystalline  
PERC Solar Cells

365-375W  
Power Range

19.30%  
Efficiency

0/+5W  
Tolerance



10 YEARS PRODUCT · 30 YEARS POWER

### Key Features



**High PID resistant**  
TM-Series has proved resistance to degradation induced power.



**Advanced glass**  
High transmission glass resulting in increased energy production.



**High efficiency and durability**  
Manufacturing process certified, excellent performance under low light environments.

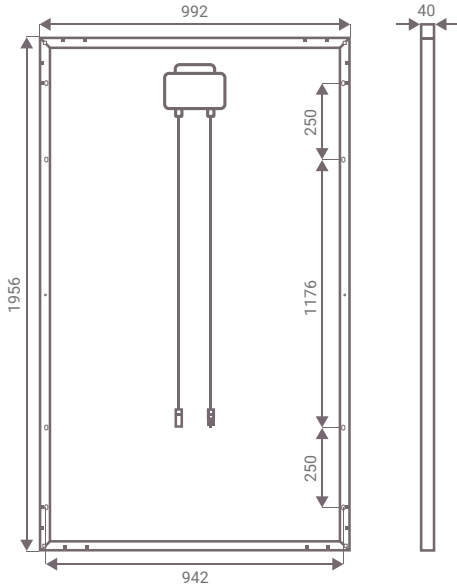


**Robust and corrosion free modules**  
Certified to withstand the most challenging environmental conditions.

# TM-M672365/375

MONOCRYSTALLINE PV MODULES - PERC

# TM-Series



## ELECTRICAL DATA

| STC                             | TM M672365 | TM M672370 | TM M672375 |
|---------------------------------|------------|------------|------------|
| Maximum Power at STC (Pmax)     | 365 W      | 370 W      | 375 W      |
| Optimum Operating Voltage (Vmp) | 39.30 V    | 39.70 V    | 40 V       |
| Optimum Operating Current (Imp) | 9.30 A     | 9.33 A     | 9.37 A     |
| Open Circuit Voltage (Voc)      | 48 V       | 48.30 V    | 48.50 V    |
| Short Circuit Current (Isc)     | 9.77 A     | 9.83 A     | 9.88 A     |
| Module Efficiency               | 18.80 %    | 19 %       | 19.30 %    |

Electric characteristics at normal standard conditions (STC)  
STC Conditions: Irradiance: 1.000W/m2, cell temperature: 25°C, AM=1.5

| NOCT                            | TM M672365 | TM M672370 | TM M672375 |
|---------------------------------|------------|------------|------------|
| Maximum Power at NOCT (Pmax)    | 272 W      | 276 W      | 279 W      |
| Optimum Operating Voltage (Vmp) | 36.40 V    | 36.80 V    | 37.10 V    |
| Optimum Operating Current (Imp) | 7.47 A     | 7.50 A     | 7.53 A     |
| Open Circuit Voltage (Voc)      | 44.60 V    | 44.90 V    | 45.10 V    |
| Short Circuit Current (Isc)     | 7.89 A     | 7.94 A     | 7.98 A     |

Electric characteristics at normal operation conditions (NOCT)  
NOCT Conditions: Irradiance: 800W/m2, ambient temperature: 20°C, AM=1.5, wind speed: 1m/s

## GENERAL CHARACTERISTICS

|            |                |
|------------|----------------|
| Dimensions | 1956x992x40 mm |
| Weight     | 23 Kg          |

## PACKAGING

|                                 |    |
|---------------------------------|----|
| Modules per Pallet              | 22 |
| Nº pallets per HC Container 40' | 24 |

The max capacity per container are 628 modules

## TEMPERATURE RATING

|                       |            |
|-----------------------|------------|
| NOCT                  | 45 ± 2° C  |
| Coefficient of (Pmax) | -0.39 %/°C |
| Coefficient of (Voc)  | -0.29 %/°C |
| Coefficient of (Isc)  | +0.05 %/°C |

## CERTIFICATIONS



IEC 6125, IEC 61730, ISO 9001:2008, ISO 14001:2004, BS OHSAS 18001:27, PV Cycle, UL, MCS, PID, WEEE.

## OPERATIVE CONDITIONS

|                                |                         |
|--------------------------------|-------------------------|
| Power Tolerance                | 0/+5W                   |
| Max. System Voltage            | 1000V (IEC) / 600V (UL) |
| Max. Series Fuse Rating        | 15 A                    |
| Operating Temperature Range    | -40° C to 85 °C         |
| Max. Static Load, Front (Snow) | 5400 Pa                 |
| Max. Static Load, Back (Wind)  | 2400 Pa                 |
| Fire Rating                    | Class C                 |

## MECHANICAL CHARACTERISTICS

|                      |  |
|----------------------|--|
| Solar Cells          | Monocrystalline silicon 156x156 mm             |
| Cell Arrangement     | 72 cells in series                             |
| Front Cover          | Low-iron tempered glass 3.2 mm                 |
| Frame                | Anodized aluminum alloy                        |
| Encapsulant          | EVA (ethylene vinyl acetate)                   |
| Junction Box         | IP67   |
| Bypass Diodes        | 3  |
| Cables (length/area) | 1000 mm / 4 mm <sup>2</sup> (IEC), 12 AWG (UL) |
| Connectors           | MC4  |

**Caution:**  
To operate, install and manage Tamesol's modules, read the installation manual and use carefully.

**Observations:**  
This Datasheet is subject to change without notice due to continuous improvement of our products. You can find all records of the updates on our website [www.tamesol.com](http://www.tamesol.com) or by contacting one of our sales staff. All rights reserved ©Tamesol ®

Authorized Partner:

