

L - Series

60 CELL MODULE

MULTI-CRYSTALLINE

HST60FXXP

ELECTRICAL CHARACTERISTICS

Rated power	Pm	W	250	255	260	265
Open circuit voltage	Voc	V	37.6	37.8	38.0	38.2
Maximum power voltage	Vmp	V	30.23	30.51	30.60	30.71
Short circuit current	Isc	A	8.80	8.90	9.04	9.13
Maximum power current	Imp	A	8.27	8.36	8.50	8.63
Module efficiency	η	%	15.35-15.66	15.66-15.96	15.97-16.27	16.27-16.58
Power tolerance	W			-0 / +4.99		

CONSTRUCTION

Cell / Matrix	60; Multi Crystalline; 10 x 6
Dimension	1650 x 987 x 35 mm
Weight	17 kg
Glass	ARC; Low Iron; Tempered; High Light Transmission; 3.2mm
Junction Box	IP67 / IP68; Potted
Cable	4mm ² / 12 AWG (UL); 1000±50mm length
Connector	MC4 Compatible
Diode	Schottky Bypass Diodes; 3 Nos
Frame	18μ Anodized aluminium alloy; twin wall profile
Locking	Corner key type

MAXIMUM RATINGS

System Voltage	1000VDC (IEC)
Fuse Rating	15 A
Application Class	Class A (Protection Class II)
Snow Load	5400 Pa
Wind Load	2400 Pa

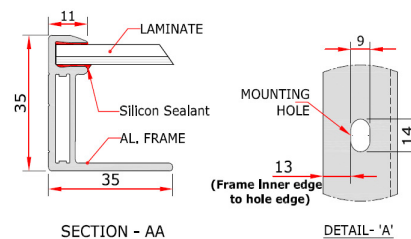
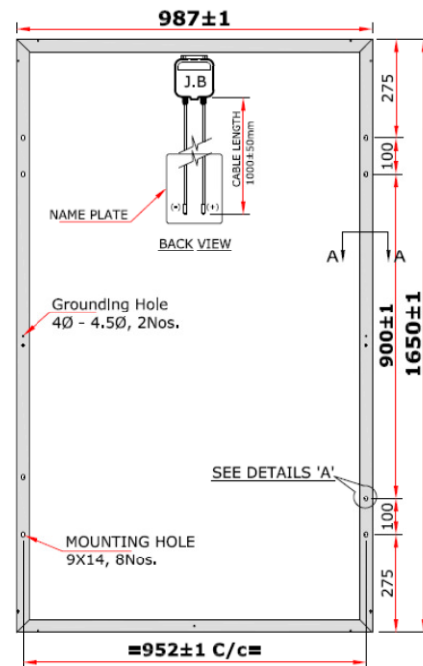
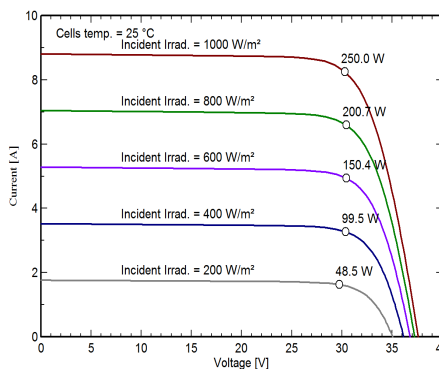
TEMPERATURE RATINGS

NOCT	45°C (±2°C)
Tc of Voc	-0.30 %/°C
Tc of Isc	+0.05 %/°C
Tc of Pm	-0.41 %/°C
Operating range	-40°C to +85°C

SALIENT FEATURES

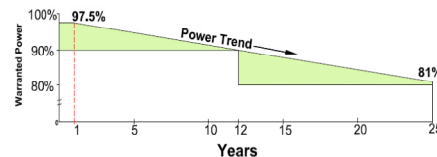
- Extended power warranty
- PID resistant (3 times of IEC requirement)
- 1000V (IEC) Certified
- Micro-crack free
- Triple stage 100% in-line EL passed
- Higher energy yield on field performance
- More than 25 in-house quality checks
- Positive tolerance up to +5W
- 5400 Pa load
- Best in class material for true 25 years life
- IEC 61215,61730,61701,62804; MCS

I-V Curve of 250W at 25°C cell temp. and different Irradiance level



WARRANTY

Product	10 Years
Performance	90% of rated power for 12 Yr 81% of rated power for 25 Yr



Notes :

Note: Design and Specifications are subject to change without notice. • Electrical Parameters measured at STC only (at 25°C, 1000W/M²). • Please refer to installation manual and strictly adhere to instruction / guidelines to qualify for warranty terms.

