

SAPPHIRE CELL INSIDE
Multi-Crystalline Photovoltaic Modules

325W-340W

SEC-6P-72C-XXX
(XXX=325-340, in steps of 5, 72 cells)



Multi-crystalline modules designed for residential commercial and utility applications, rooftop or ground mount



Potential Induced Degradation (PID) Resistant



Designed for IEC DC 1000V applications



Commit protection in the severest weather conditions with certified EVA, Back sheet foil, and Junction box



Ensure 5400pa snow loads and 2400pa wind loads with hightransparent tempered glass and robust anodized aluminum frame



Ammonia resistance
According to IEC 62716 Ed. 1

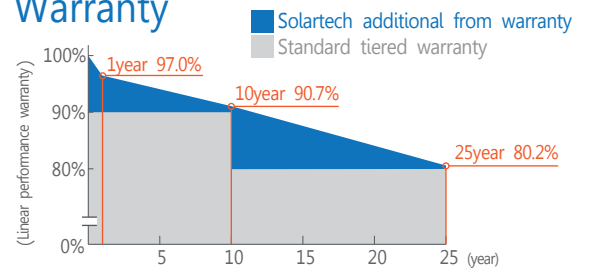


Salt corrosion and humidity resistance
According to IEC 61701 Ed. 2 (severity level 6)

Reliable Quality

Positive power tolerance : 0%~+3%
100% EL double-inspection ensures modules are defects free
Prolonged aging test : 2000 hours damp heat test ;
400 thermal cycles

Warranty



10-year limited product warranty, 25-year limited power output warranty (90% for 10 years, 80% for 25 years)

Comprehensive Certificates

IEC 61215, IEC 61730 and CE
ISO 9001: 2015: Quality management systems
ISO 14001: 2015: Environmental management systems
OHSAS 18001: 2007: Occupational health and safety management systems



Multi-Crystalline Photovoltaic Modules

SEC-6P-72C-XXX (XXX=325-340)




Electrical Characteristics @ STC

Maximum power [Pmax]	325W	330W	335W	340W
Power tolerance	0%~+3%	0%~+3%	0%~+3%	0%~+3%
Maximum power voltage [Vpm]	37.00	37.30	37.60	37.90
Maximum power current [Ipm]	8.79	8.85	8.91	8.98
Open circuit voltage [Voc]	45.50	45.75	46.00	46.25
Short circuit current [Isc]	9.50	9.60	9.70	9.80
Efficiency [Eff.]	16.40	16.65	16.90	17.15

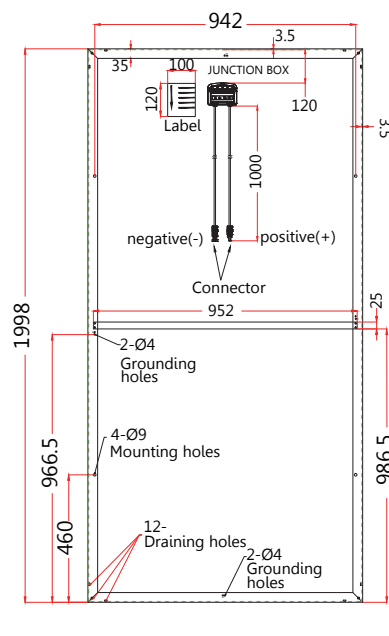
STC : Standard Test Conditions, measurement at radiation strength 1,000 W/m², spectral distribution AM 1.5, temperature 25°C, in accordance with EN 60904-3.

Power tolerance can be adjusted on requests.
Specifications are subject to change without notice.



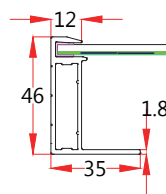
Mechanical Data

Dimension (L X W X H)	1998mm X 992mm X 46mm
Weight	24.0kg (52.86lbs)
Cells	72 multi-crystalline cells
Glass	Anti-reflective tempered solar glass, 3.2 mm thickness
Backsheet	Composite film
Frame	Anodized aluminum
Connection	Junction box above IP67 with 3 bypass diodes
Cable	4mm ² x 1.0m with Tyco or MC4 compatible connectors



Maximum Operation

Operational Temp.	-40°C ~ 85°C
Max. System Voltage	1000V DC
Max. Reverse Current	15A
Max. Load	Snow loads : 5400 Pa / Wind loads : 2400 Pa



Temperature Coefficient

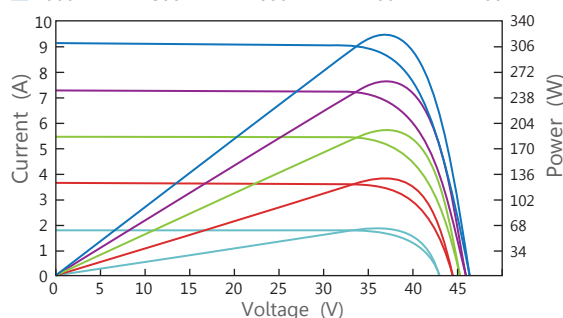
NOCT	45.3°C ± 2°C
Temp. Coeff. of Pmax	-0.41% / °C
Temp. Coeff. of Voc	-0.30% / °C
Temp. Coeff. of Isc	0.05% / °C

NOCT: Nominal Operating Cell Temperature, 45.3 +/- 2°C, measurement at radiation strength 800 W/m², AM 1.5, Air temperature 20°C, wind speed 1m/s.

IV Curve

IV and P_{MAX} Curves with different radiation levels at 25°C

Legend: 1000Wm² (blue), 800Wm² (purple), 600Wm² (green), 400Wm² (red), 200Wm² (cyan)



Solartech Energy Corp.

Taipei Office
8F, NO. 760, Sec. 4, Bade Rd.,
Songshan Dist., Taipei 105, Taiwan
Tel : +886-2-171-2388
Fax : +886-2-171-2387
e-mail : sales@solartech-energy.com

Headquarters
No.16, Guangfu N. Rd., Hsinchu Industrial
Park, Hukou, Hsinchu 303, Taiwan
Tel : +886-3-527-6888
Fax : +886-3-527-6866