

Phono[®] Solar

Smart Module

solaredge
architects of energy™

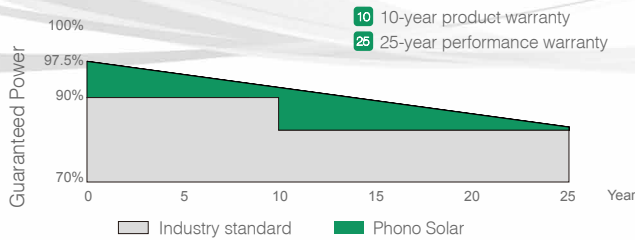
Poly/320-330W

- 
Up to 25% More Energy
 Increased energy yield & faster return on investment through module-level MPPT
- 
Cost Efficient Maintenance
 Full visibility of system performance & remote troubleshooting
- 
Constraint Free Design
 Maximum space utilization with minimum design time
- 
Safety Guaranty
 Safety during installation, maintenance, firefighting & other emergencies

Bloomberg Tier1
NEW ENERGY FINANCE



TOP PERFORMER



EN-20180516

SINOMACH | SUMEC
SUMEC GROUP CORPORATION

ELECTRICAL TYPICAL VALUES

Model	PS320P-24/T	PS325P-24/T	PS330P-24/T
Type	Polycrystalline 6 inch x 6 inch square, 6 x 12 pieces in series		
Rated Power (Pmpp)	320W	325W	330W
Tolerance	0~+5W		
Rated Current (Impp)	8.49	8.53	8.57
Rated Voltage (Vmpp)	37.70	38.11	38.53
Short Circuit Current (Isc)	9.03	9.11	9.15
Open Circuit Voltage (Voc)	46.04	46.34	46.74
Module Efficiency (%)	16.49	16.75	17.01
NOCT (Nominal Operation Cell Temperature)	45.±2°C		
Voltage Temperature Coefficient	-0.31%/°C		
Current Temperature Coefficient	+0.06%/°C		
Power Temperature Coefficient	-0.40%/°C		

MECHANICAL CHARACTERISTICS

Dimension (Lx W x H)	Length: 1956mm (77.01 inch) Width: 992mm (39.06 inch) Height: 40mm (1.57 inch)
Weight	22.5kg (49.6 lbs)
Front Glass	3.2mm toughened glass
Frame	Anodized aluminium alloy
Cable	4mm ² (IEC) , 1100mm
Junction Box	IP 68 rated

ABSOLUTE MAXIMUM RATING

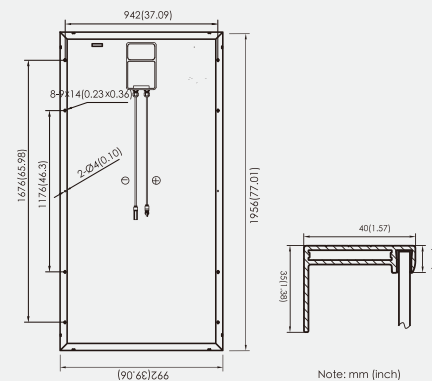
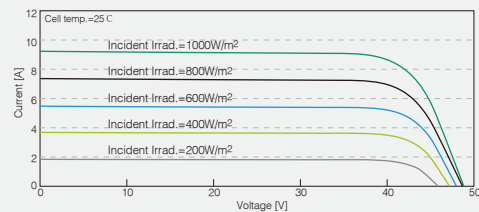
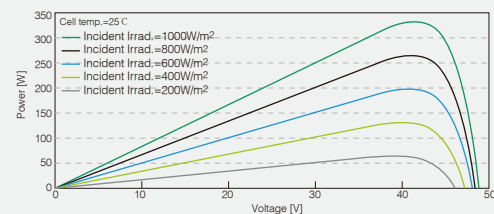
Parameter	Values
Operating Temperature	From -40 to +85°C
Hail Diameter @ 80km/h	Up to 25mm
Surface Maximum Load Capacity	Up to 5400Pa
Maximum Series Fuse Rating	15A
IEC Application Class (IEC61730)	A
Fire Rating (IEC61730)	C
Module Fire Performance (UL 1703)	Type1
Maximum System Voltage	DC 1000V (IEC)

PV SYSTEM DESIGN USING A SOLAREEDGE INVERTER (FOR EU & APAC)

	1ph	3ph	3ph-MV
Minimum number of modules per string	320		
	325	8	16
	330		18
Maximum number of modules per string	320	16	35
	325	16	34
	330	15	34
Maximum power per string	5250	11250	12750
Parallel strings of different lengths or orientations	Yes		

- In compliance with our warranty terms and conditions.
- Measurement conditions under irradiance level of Standard Test Conditions(STC): 1000W/m²
Air mass 1.5 Spectrum, cell temperature of 25°C.

ELECTRICAL CHARACTERISTICS



PACKING CONFIGURATION

Container	20' GP	40' HQ
Pieces/Container	220	624

OUTPUT DURING OPERATION MODULES CONNECTED TO SOLAREEDGE INVER

Maximum output current	15 Adc
Operating output voltage	5-60 Vdc
Output in Standby mode with SolarEdge inverter or with SMI and Non-SolarEdge inverter (when disconnected from inverter or inverter off)	1 Vdc

Note: This datasheet is not legally binding. Phono Solar Technology Co., Ltd. reserves the right to adjust specifications without notice. Further information please refer to our [Website:www.phonosolar.com](http://www.phonosolar.com), [E-mail:info@phonosolar.com](mailto:info@phonosolar.com)