

## D6L\_L3A

### 60 Cells

Monocrystalline Module

### 290~305W

Power Output Range

### 23.63% (Bifacial Gain 30%)

Maximum Efficiency

### 0~+5W

Positive Power Tolerance

#### Gintech Energy Corporation

GINTECH was established in 2005, headquartered in Taiwan as public listed company which has been one of the global leading manufacturers of solar CELL and MODULE.

Our core competence harmonizes the complete process chain in developing and manufacturing PV Modules with reliable quality and performance for worldwide residential, commercial and utility-scale projects.



### Key Features



#### High Mechanical Loads of Wind and Snow

Certified to bear 5,400Pa wind load, and 8,100Pa snow load



#### Excellent Low Light Performance

On cloudy days, mornings and evenings



#### Design for 1500 VDC System Voltage

Reduce the System BOS effectively



#### Highly Resistant to Salt-mist Corrosion

IEC-61701, Ed 2.0 certified



#### Snail Trail Resistance



#### Resistant to PID (Potential Induced Degradation) Effect

Qualified cell & materials lead to 60°C, 85%RH, -1000V, 96hr certified

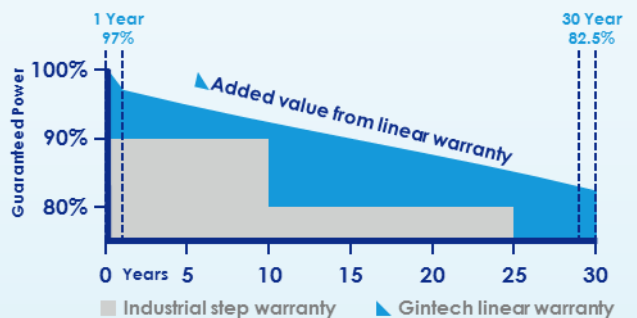


#### 100% EL Double Inspection

Defect-free in module-level



#### 30 Years Linear Warranty of Power Output



# D6L\_L3A

Monocrystalline module

## ELECTRICAL DATA : STC

MODEL	D6L290L3A	Bifacial Gain			D6L295L3A	Bifacial Gain		
		10%	20%	30%		10%	20%	30%
Maximum Rating Power (Pmax) (W)	290	319	348	377	295	325	354	384
Module Efficiency (%)	17.3	19.0	20.7	22.5	17.6	19.4	21.1	22.9
Open Circuit Voltage (Voc) (V)	39.42	39.42	39.43	39.43	39.47	39.47	39.48	39.48
Maximum Power Voltage (Vmpp) (V)	31.87	31.87	31.88	31.88	32.14	32.14	32.15	32.15
Short Circuit Current (Isc) (A)	9.69	10.66	11.63	11.72	9.76	10.74	11.71	12.69
Maximum Power Current (Impp) (A)	9.10	10.01	10.92	11.01	9.18	10.10	11.02	11.93

MODEL	D6L300L3A	Bifacial Gain			D6L305L3A	Bifacial Gain		
		10%	20%	30%		10%	20%	30%
Maximum Rating Power (Pmax) (W)	300	330	360	390	305	335.5	366	395.5
Module Efficiency (%)	17.9	19.7	21.5	23.2	18.18	20.00	21.82	23.63
Open Circuit Voltage (Voc) (V)	39.61	39.61	39.62	39.62	39.71	39.71	39.72	39.72
Maximum Power Voltage (Vmpp) (V)	32.39	32.39	32.40	32.40	32.5	32.5	32.51	32.51
Short Circuit Current (Isc) (A)	9.85	10.84	11.82	12.81	9.91	10.90	11.89	12.88
Maximum Power Current (Impp) (A)	9.27	10.20	11.12	12.05	9.39	10.33	11.27	12.21

STC (Standard Test Condition) : Irradiance of 1000W/m<sup>2</sup>, AM1.5G and cell temperature (25±2)°C

## WORKING CONDITIONS

System voltage (DC)	DC 1500V
Temperature cycling range	-40~85°C
static load	IEC: 8100 pa
Application class	Class A

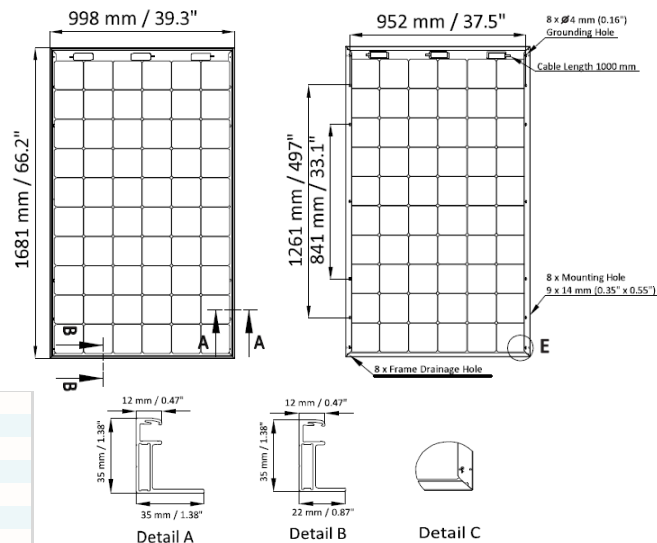
## TEMPERATURE DATA

NOCT	44±2°C
Temp Coefficient of Voc (%/°C)	-0.28
Temp Coefficient of Isc (%/°C)	0.06
Temp Coefficient of Pmax (%/°C)	-0.38

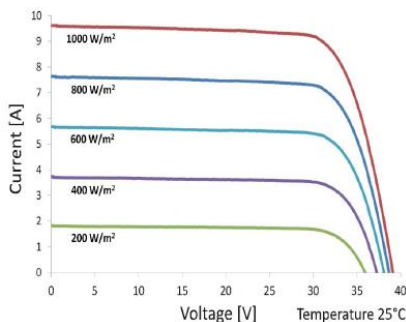
## MECHANICAL DATA

Solar Cells	6" Monocrystalline
Cell connection	60 cells (6 x 10)
Module dimension (mm / inch)	1681 x 998 x 35 mm / 66.2" x 39.3" x 1.38"
Weight (kg / lb)	25 kg / 55.1 lbs (approx.)
Glass	Anti-reflective tempered solar glass, 2.5mm thickness
J-Box	IP-68 rated; Cable: 1,000 mm
Cell Encapsulation	Polyolefin
Packaging configuration	30 pcs per Pallet, 780 pcs per 40' HQ container

## FRONT VIEW & BACK VIEW



## DEPENDENCE ON IRRADIANCE



## DEPENDENCE ON TEMPERATURE

