

SOLAR MODULE

EGE-335/365M-72 PERC



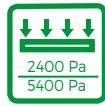



MONOCRYSTALLINE MODULE

335-365 W / 72 Cells / 5 Bus bars cells



Eco Green Energy's modules are only made of grade A solar cells with a very high efficiency and ensured more than 25 years lifespan.

KEY FEATURES

-  5 bus bars cells, with efficiency up to 19 %
-  IP65 or IP67 junction box for long term weather endurance
-  High quality aluminum frame, resisting load up to 5400 Pa and wind pressure up to 2400 Pa
-  High transmissivity, low-iron tempered glass
-  High performance in low-light environment
-  Double EL test before and after lamination

CERTIFICATES

IEC 61215 / IEC 61730 / CE
ISO 9001:2015

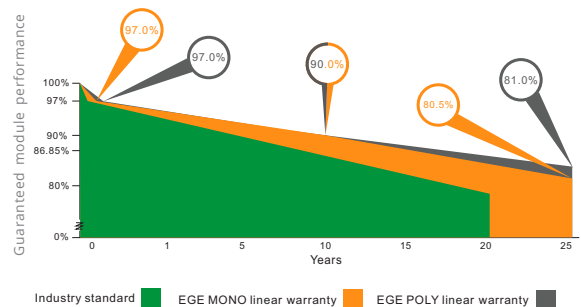
25 YEARS OUTPUT POWER WARRANTY

10 YEARS PRODUCT WARRANTY



LINEAR PERFORMANCE WARRANTY

10-Year Product Warranty · 25-Year Linear Power Warranty



ELECTRICAL DATA AT STC*

Power output (Pmax)	335 W	340 W	345 W	350 W	355 W	360 W	365 W
Power tolerance	0~+5 %	0~+5 %	0~+5 %	0~+5 %	0~+5 %	0~+5 %	0~+5 %
Module efficiency	17.27 %	17.52 %	17.27 %	18.04 %	18.30 %	18.55 %	18.81 %
Maximum power voltage (Vmp)	37.93 V	38.15 V	38.41 V	38.71 V	39.12 V	39.15 V	39.46 V
Maximum power current (Imp)	8.83 A	8.91 A	8.98 A	9.04 A	9.07 A	9.15 A	9.25 A
Open circuit voltage (Voc)	46.25 V	46.41 V	46.64 V	46.88 V	47.02 V	47.22 V	47.30 V
Short circuit current (Isc)	9.20 A	9.25 A	9.32 A	9.38 A	9.45 A	9.51 A	9.62 A

*Standard Test Conditions: Irradiance: 1 000 W / m² • Cell temperature: 25°C • AM: 1.5

ELECTRICAL DATA AT NOCT*

Power output (Pmax)	249.79 W	253.51 W	257.24 W	260.97 W	264.70 W	268.43 W	272.15 W
Maximum power voltage (Vmp)	35.56 V	36.77 V	36.01 V	36.29 V	36.68 V	36.89 V	36.99 V
Maximum power current (Imp)	7.01 A	7.08 A	7.13 A	7.18 A	7.21 A	7.27 A	7.35 A
Open circuit voltage (Voc)	42.89 V	43.04 V	43.25 V	43.48 V	43.61 V	43.79 V	43.87 V
Short circuit current (Isc)	7.48 A	7.52 A	7.58 A	7.63 A	7.68 A	7.73 A	7.82 A

*Nominal Operating Cell Temperature: Irradiance: 800 W / m² • Ambient temperature: 20°C • AM: 1.5 • Wind speed: 1 m/s

TEMPERATURE CHARACTERISTICS

NOCT	45 °C ±2 °C
Temperature coefficient of Pmax	-0.41%/°C
Temperature coefficient of Voc	-0.31%/°C
Temperature coefficient of Isc	+0.06%/°C

MAXIMUM RATINGS

Operating temperature range	-45 °C ~+85 °C
Maximum system voltage	1500 V
Max series fuse rating	15 A
Max front load (e.g.: snow)	5 400 Pa
Max back load (e.g.: wind)	2 400 Pa

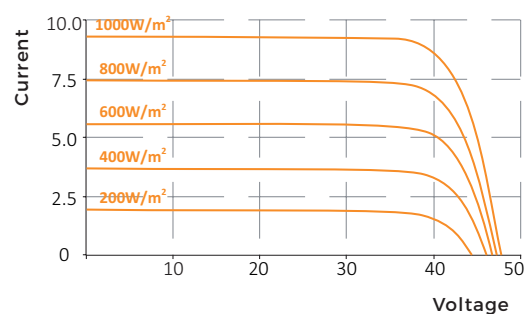
MECHANICAL CHARACTERISTICS

Cell type	Monocrystalline (156x156 mm)
Number of cells	72
Dimensions	1956x992x40 mm
Weight	22.8 kg
Glass	3.2 mm tempered glass
Frame	Anodized aluminium alloy
Junction box	IP65 or IP67
Cable	0.9 m
Connector	MC4 or MC4 compatible

PACKAGING

Type	Pcs	Weight
Pallet	26 pcs	620 kg
20ft GP Container	300 pcs	7.6 t
40ft GP Container	640 pcs	15.4 t
40ft HQ Container	660 pcs	15.9 t

I-V CURVES



ENGINEERING DRAWINGS (mm)

