

Cells

Cell Technology	Polycrystalline silicon
Number per module	72
Cells dimensions	156× 156 mm

Electrical data

		SR 300P
Maximum power	P_{max}	300W
Open Circuit Voltage	V_{oc}	45.5V
Maximum power point voltage	V_{mpp}	36.72V
Short circuit current	I_{sc}	8.65A
Maximum power point current	I_{mpp}	8.17A

FF Factor	77.47 %
Module Efficiency	15.52%

*At Standard Conditions (STC) Irradiance 1000 watt/m², spectrum AM 1.5 at a cell temperature of 25°C.

Thermal data

NOCT	47°C ± 2°C
Temperature Coefficient of V_{oc}	- (70 ± 5) mV / °C
Temperature Coefficient of I_{sc}	+ 0.04 % / °C
Temperature Coefficient of Power	- 0.35 % / °C

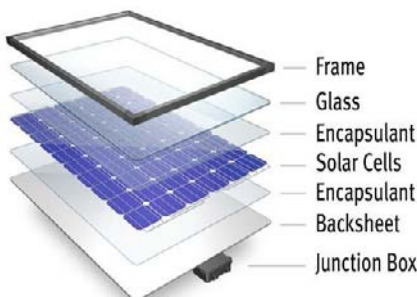
System integrated parameters

Maximum system voltage SCII	600 VDC
Maximum reverse current	Do not apply external voltages larger than V_{oc} to the module

Additional data

Junction box	1000 VDC
Connector (optional)	Plug type 4
Power tolerance	± 5%
Cable	4 mm ²
Cable lengths	1000 mm
Bypass diodes	3 pieces

Module Construction



Features

- High conversion efficiency
- Low power tolerance of 0~+3%
- Low degradation under light exposure
- Can withstand high wind-pressure, Snowload and extreme temp.
- IEC 61215 2400Pa mechanical load test

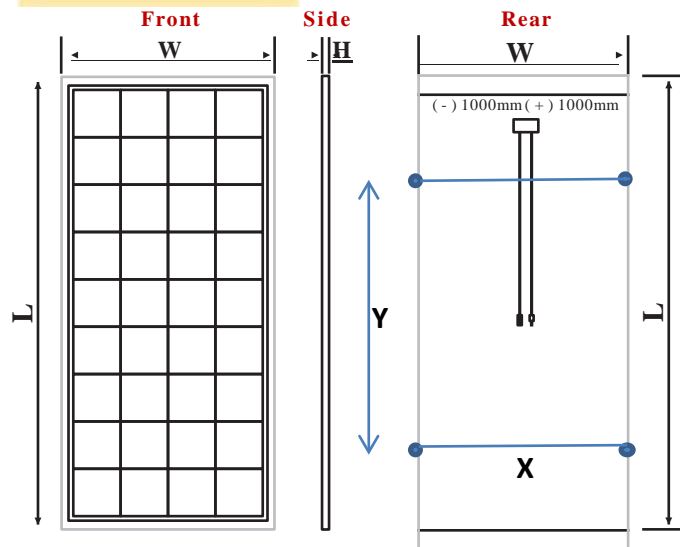
Quality and Safety

10-year warranty on product materials and processing technology
 Power output warranty: 10 years:90%, 25 years:80%
 ISO 9001:2008(Quality Management System) certified factory
 IEC61215, IEC61730 certified products

Applications

- On-grid residential roof-tops
- On-grid commercial rooftops
- Off-grid system
- Other on-grid applications

Dimensions



Mechanical Data

Dimension of the module L × W × H	1955 × 990 × 35 mm
Weight	26.8kg
Mounting Holes X - mm	945 mm
Mounting Holes Y - mm	1425 mm

Note : The data presented may change without any prior notice due to further improvements in the product design.
 Cable and connectors are optional, IP-65/67 Junction Box, Mc4 compatible M/F connectors along with 1 meter cable shall be provided against customer request



SUNRISE SOLAR SOLUTIONS

MIG 1A/22/1, MVP Sector-9
 Visakhapatnam, Andhra Pradesh, India-530017
 Tel: +91-7416199777, 0891-6669009
 Email: sunrisesolarsolutions@yahoo.in
 Website: www.sunrisesolarsolutions.in

Cells	
Cell Technology	Polycrystalline silicon
Number per module	72
Cells dimensions	156× 156 mm

Electrical data		
		SR 305P
Maximum power	P_{max}	305W
Open Circuit Voltage	V_{oc}	45.5V
Maximum power point voltage	V_{mpp}	36.90V
Short circuit current	I_{sc}	8.76A
Maximum power point current	I_{mpp}	8.27A

FF Factor	77.47 %
Module Efficiency	15.72%

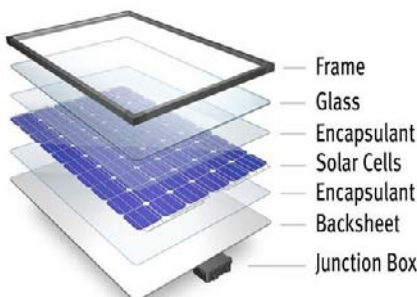
*At Standard Conditions (STC) Irradiance 1000 watt/m², spectrum AM 1.5 at a cell temperature of 25°C.

Thermal data	
NOCT	47°C ± 2°C
Temperature Coefficient of V_{oc}	- (70 ± 5) mV / °C
Temperature Coefficient of I_{sc}	+ 0.04 % / °C
Temperature Coefficient of Power	- 0.35 % / °C

System integrated parameters	
Maximum system voltage SCII	600 VDC
Maximum reverse current	Do not apply external voltages larger than V_{oc} to the module

Additional data	
Junction box	1000 VDC
Connector (optional)	Plug type 4
Power tolerance	± 5%
Cable	4 mm ²
Cable lengths	1000 mm
Bypass diodes	3 pieces

Module Construction



Features

- High conversion efficiency
- Low power tolerance of 0~+3%
- Low degradation under light exposure
- Can withstand high wind-pressure, Snowload and extreme temp.
- IEC 61215 2400Pa mechanical load test

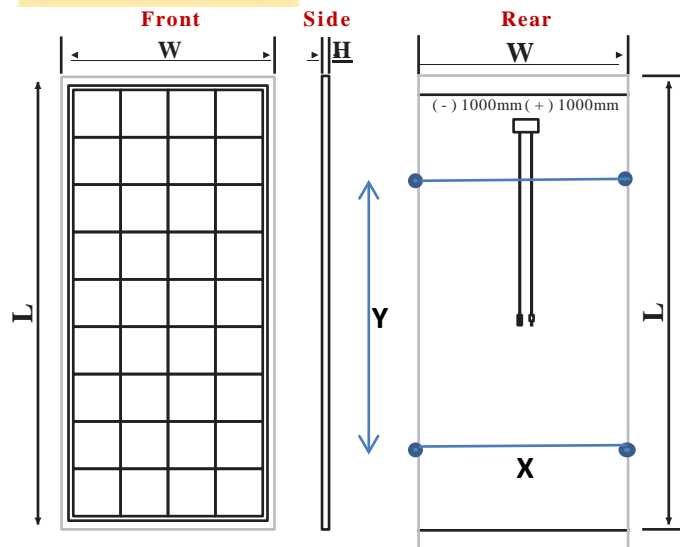
Quality and Safety

10-year warranty on product materials and processing technology
 Power output warranty: 10 years:90%, 25 years:80%
 ISO 9001:2008(Quality Management System) certified factory
 IEC61215, IEC61730 certified products

Applications

- On-grid residential roof-tops
- On-grid commercial rooftops
- Off-grid system
- Other on-grid applications

Dimensions



Mechanical Data

Dimension of the module L × W × H	1955 × 990 × 35 mm
Weight	26.8kg
Mounting Holes X - mm	945 mm
Mounting Holes Y - mm	1425 mm

Note : The data presented may change without any prior notice due to further improvements in the product design.
 Cable and connectors are optional, IP-65/67 Junction Box, Mc4 compatible M/F connectors along with 1 meter cable shall be provided against customer request



Cells	
Cell Technology	Polycrystalline silicon
Number per module	72
Cells dimensions	156× 156 mm

Electrical data		
		SR 310P
Maximum power	P_{max}	310W
Open Circuit Voltage	V_{oc}	45.5V
Maximum power point voltage	V_{mpp}	37.20V
Short circuit current	I_{sc}	8.84A
Maximum power point current	I_{mpp}	8.34A

FF Factor	77.47 %
Module Efficiency	16.00%

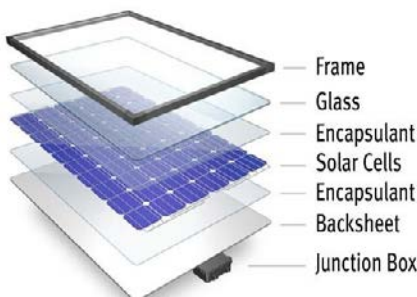
*At Standard Conditions (STC) Irradiance 1000 watt/m², spectrum AM 1.5 at a cell temperature of 25°C.

Thermal data	
NOCT	47°C ± 2°C
Temperature Coefficient of V_{oc}	- (70 ± 5) mV / °C
Temperature Coefficient of I_{sc}	+ 0.04 % / °C
Temperature Coefficient of Power	- 0.35 % / °C

System integrated parameters	
Maximum system voltage SCII	600 VDC
Maximum reverse current	Do not apply external voltages larger than V_{oc} to the module

Additional data	
Junction box	1000 VDC
Connector (optional)	Plug type 4
Power tolerance	± 5%
Cable	4 mm ²
Cable lengths	1000 mm
Bypass diodes	3 pieces

Module Construction



Features

- High conversion efficiency
- Low power tolerance of 0~+3%
- Low degradation under light exposure
- Can withstand high wind-pressure, Snowload and extreme temp.
- IEC 61215 2400Pa mechanical load test

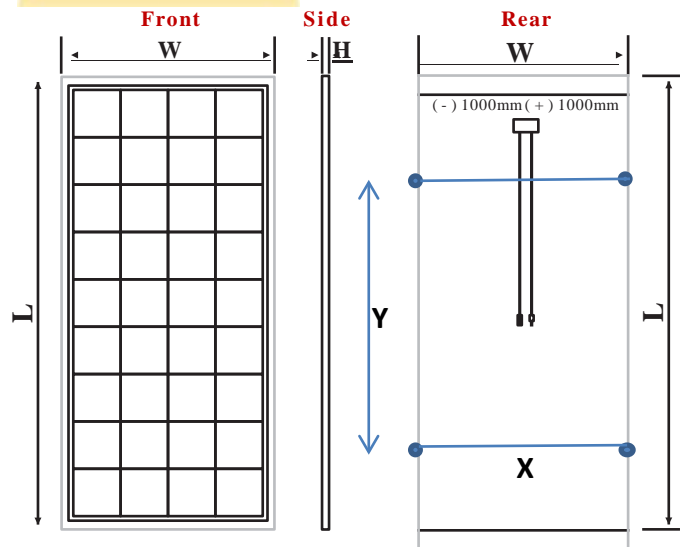
Quality and Safety

10-year warranty on product materials and processing technology
 Power output warranty: 10 years:90%, 25 years:80%
 ISO 9001:2008(Quality Management System) certified factory
 IEC61215, IEC61730 certified products

Applications

- On-grid residential roof-tops
- On-grid commercial rooftops
- Off-grid system
- Other on-grid applications

Dimensions



Mechanical Data

Dimension of the module L × W × H	1955 × 990 × 35 mm
Weight	26.8kg
Mounting Holes X - mm	945 mm
Mounting Holes Y - mm	1425 mm

Note : The data presented may change without any prior notice due to further improvements in the product design.
 Cable and connectors are optional, IP-65/67 Junction Box, Mc4 compatible M/F connectors along with 1 meter cable shall be provided against customer request



Cells	
Cell Technology	Polycrystalline silicon
Number per module	72
Cells dimensions	156× 156 mm

Electrical data		
		SR 315P
Maximum power	P_{max}	315W
Open Circuit Voltage	V_{oc}	45.9V
Maximum power point voltage	V_{mpp}	37.40V
Short circuit current	I_{sc}	8.89A
Maximum power point current	I_{mpp}	8.43A

FF Factor	77.47 %
Module Efficiency	16.00%

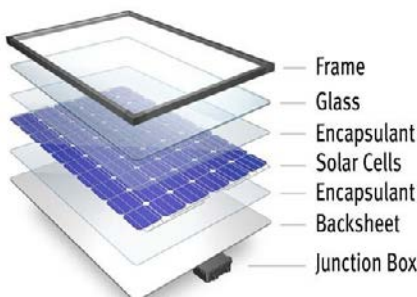
*At Standard Conditions (STC) Irradiance 1000 watt/m², spectrum AM 1.5 at a cell temperature of 25°C.

Thermal data	
NOCT	47°C ± 2°C
Temperature Coefficient of V_{oc}	- (70 ± 5) mV / °C
Temperature Coefficient of I_{sc}	+ 0.04 % / °C
Temperature Coefficient of Power	- 0.35 % / °C

System integrated parameters	
Maximum system voltage SCII	600 VDC
Maximum reverse current	Do not apply external voltages larger than V_{oc} to the module

Additional data	
Junction box	1000 VDC
Connector (optional)	Plug type 4
Power tolerance	± 5%
Cable	4 mm ²
Cable lengths	1000 mm
Bypass diodes	3 pieces

Module Construction



Features

- High conversion efficiency
- Low power tolerance of 0~+3%
- Low degradation under light exposure
- Can withstand high wind-pressure, Snowload and extreme temp.
- IEC 61215 2400Pa mechanical load test

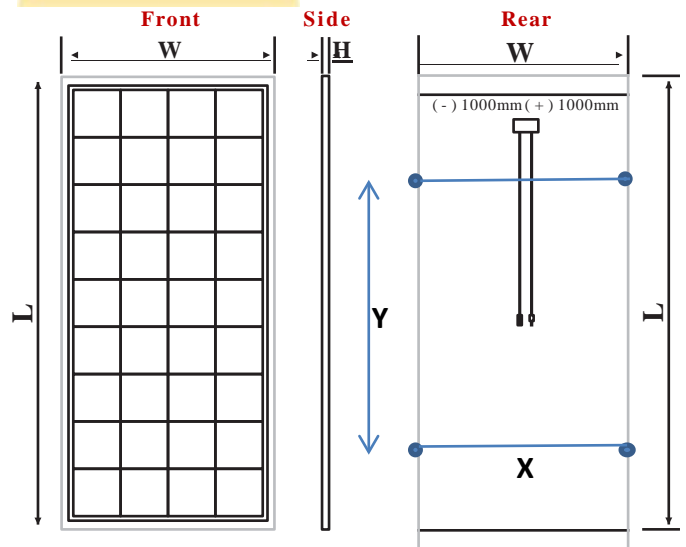
Quality and Safety

10-year warranty on product materials and processing technology
 Power output warranty: 10 years:90%, 25 years:80%
 ISO 9001:2008(Quality Management System) certified factory
 IEC61215, IEC61730 certified products

Applications

- On-grid residential roof-tops
- On-grid commercial rooftops
- Off-grid system
- Other on-grid applications

Dimensions



Mechanical Data

Dimension of the module L × W × H	1955 × 990 × 35 mm
Weight	26.8kg
Mounting Holes X - mm	945 mm
Mounting Holes Y - mm	1425 mm

Note : The data presented may change without any prior notice due to further improvements in the product design.
 Cable and connectors are optional, IP-65/67 Junction Box, Mc4 compatible M/F connectors along with 1 meter cable shall be provided against customer request



Cells

Cell Technology	Polycrystalline silicon
Number per module	72
Cells dimensions	156× 156 mm

Electrical data

		SR 320P
Maximum power	P_{max}	320W
Open Circuit Voltage	V_{oc}	46.2V
Maximum power point voltage	V_{mpp}	37.60V
Short circuit current	I_{sc}	9.08A
Maximum power point current	I_{mpp}	8.51A

FF Factor	77.47 %
Module Efficiency	16.00%

*At Standard Conditions (STC) Irradiance 1000 watt/m², spectrum AM 1.5 at a cell temperature of 25°C.

Thermal data

NOCT	47°C ± 2°C
Temperature Coefficient of V_{oc}	- (70 ± 5) mV / °C
Temperature Coefficient of I_{sc}	+ 0.04 % / °C
Temperature Coefficient of Power	- 0.35 % / °C

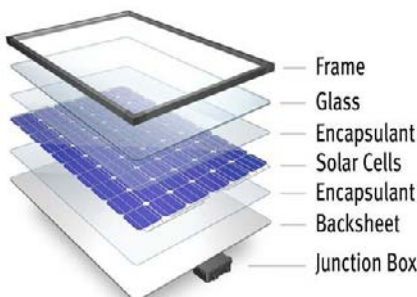
System integrated parameters

Maximum system voltage SCII	600 VDC
Maximum reverse current	Do not apply external voltages larger than V_{oc} to the module

Additional data

Junction box	1000 VDC
Connector (optional)	Plug type 4
Power tolerance	± 5%
Cable	4 mm ²
Cable lengths	1000 mm
Bypass diodes	3 pieces

Module Construction



Features

- High conversion efficiency
- Low power tolerance of 0~+3%
- Low degradation under light exposure
- Can withstand high wind-pressure, Snowload and extreme temp.
- IEC 61215 2400Pa mechanical load test

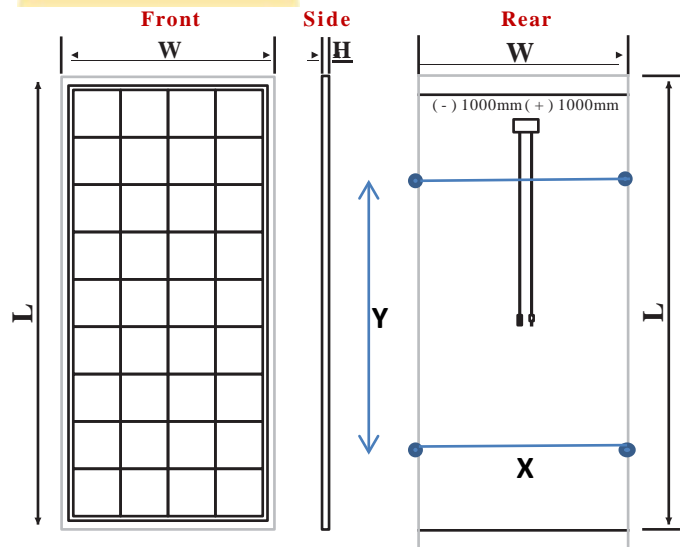
Quality and Safety

10-year warranty on product materials and processing technology
Power output warranty: 10 years:90%, 25 years:80%
ISO 9001:2008(Quality Management System) certified factory
IEC61215, IEC61730 certified products

Applications

- On-grid residential roof-tops
- On-grid commercial rooftops
- Off-grid system
- Other on-grid applications

Dimensions



Mechanical Data

Dimension of the module L × W × H	1955 × 990 × 35 mm
Weight	26.8kg
Mounting Holes X - mm	945 mm
Mounting Holes Y - mm	1425 mm

Note : The data presented may change without any prior notice due to further improvements in the product design.
Cable and connectors are optional, IP-65/67 Junction Box, Mc4 compatible M/F connectors along with 1 meter cable shall be provided against customer request



Cells	
Cell Technology	Polycrystalline silicon
Number per module	72
Cells dimensions	156× 156 mm

Electrical data		
		SR 325P
Maximum power	P_{max}	325W
Open Circuit Voltage	V_{oc}	46.3V
Maximum power point voltage	V_{mpp}	37.70V
Short circuit current	I_{sc}	9.11A
Maximum power point current	I_{mpp}	8.63A

FF Factor	77.47 %
Module Efficiency	16.80%

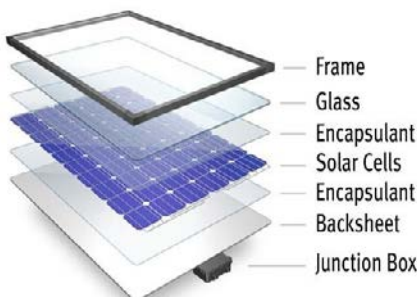
*At Standard Conditions (STC) Irradiance 1000 watt/m², spectrum AM 1.5 at a cell temperature of 25°C.

Thermal data	
NOCT	47°C ± 2°C
Temperature Coefficient of V_{oc}	- (70 ± 5) mV / °C
Temperature Coefficient of I_{sc}	+ 0.04 % / °C
Temperature Coefficient of Power	- 0.35 % / °C

System integrated parameters	
Maximum system voltage SCII	600 VDC
Maximum reverse current	Do not apply external voltages larger than V_{oc} to the module

Additional data	
Junction box	1000 VDC
Connector (optional)	Plug type 4
Power tolerance	± 5%
Cable	4 mm ²
Cable lengths	1000 mm
Bypass diodes	3 pieces

Module Construction



Features

- High conversion efficiency
- Low power tolerance of 0~+3%
- Low degradation under light exposure
- Can withstand high wind-pressure, Snowload and extreme temp.
- IEC 61215 2400Pa mechanical load test

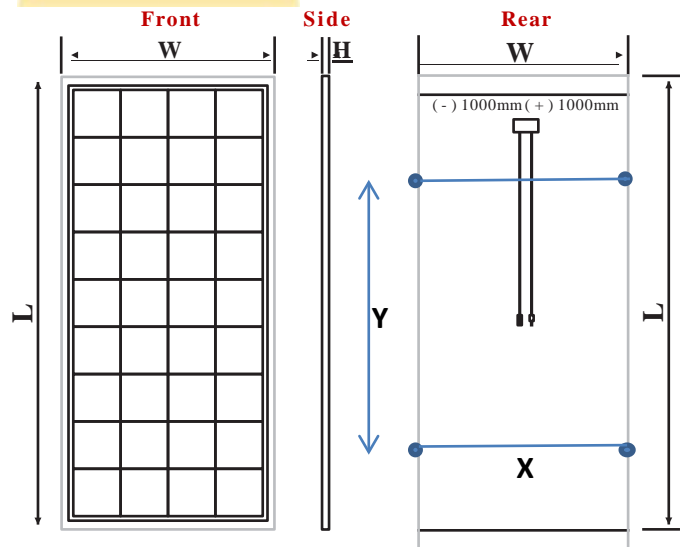
Quality and Safety

10-year warranty on product materials and processing technology
 Power output warranty: 10 years:90%, 25 years:80%
 ISO 9001:2008(Quality Management System) certified factory
 IEC61215, IEC61730 certified products

Applications

- On-grid residential roof-tops
- On-grid commercial rooftops
- Off-grid system
- Other on-grid applications

Dimensions



Mechanical Data

Dimension of the module L × W × H	1955 × 990 × 35 mm
Weight	26.8kg
Mounting Holes X - mm	945 mm
Mounting Holes Y - mm	1425 mm

Note : The data presented may change without any prior notice due to further improvements in the product design.
 Cable and connectors are optional, IP-65/67 Junction Box, Mc4 compatible M/F connectors along with 1 meter cable shall be provided against customer request



Cells

Cell Technology	Polycrystalline silicon
Number per module	72
Cells dimensions	156× 156 mm

Electrical data

		SR 330P
Maximum power	P_{max}	330W
Open Circuit Voltage	V_{oc}	47.1V
Maximum power point voltage	V_{mpp}	38.10V
Short circuit current	I_{sc}	9.12A
Maximum power point current	I_{mpp}	8.66A

FF Factor	77.47 %
Module Efficiency	17.10%

*At Standard Conditions (STC) Irradiance 1000 watt/m², spectrum AM 1.5 at a cell temperature of 25°C.

Thermal data

NOCT	47°C ± 2°C
Temperature Coefficient of V_{oc}	- (70 ± 5) mV / °C
Temperature Coefficient of I_{sc}	+ 0.04 % / °C
Temperature Coefficient of Power	- 0.35 % / °C

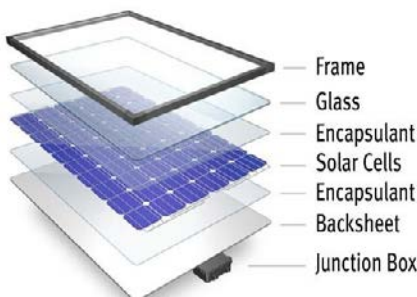
System integrated parameters

Maximum system voltage SCII	600 VDC
Maximum reverse current	Do not apply external voltages larger than V_{oc} to the module

Additional data

Junction box	1000 VDC
Connector (optional)	Plug type 4
Power tolerance	± 5%
Cable	4 mm ²
Cable lengths	1000 mm
Bypass diodes	3 pieces

Module Construction



Features

- High conversion efficiency
- Low power tolerance of 0~+3%
- Low degradation under light exposure
- Can withstand high wind-pressure, Snowload and extreme temp.
- IEC 61215 2400Pa mechanical load test

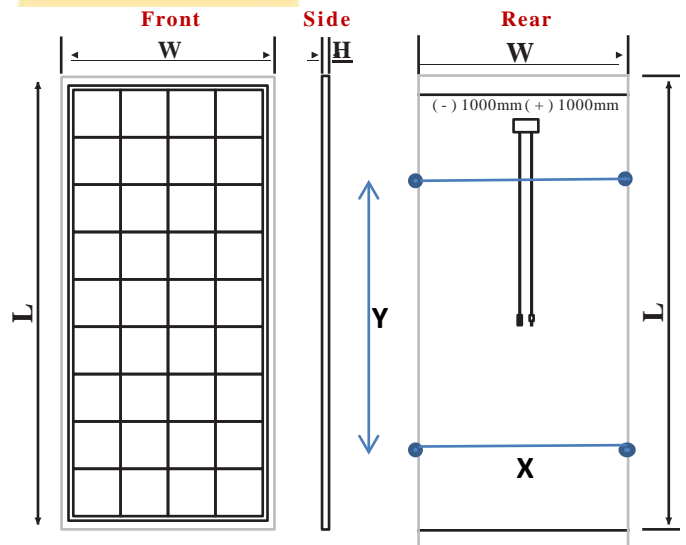
Quality and Safety

10-year warranty on product materials and processing technology
 Power output warranty: 10 years:90%, 25 years:80%
 ISO 9001:2008(Quality Management System) certified factory
 IEC61215, IEC61730 certified products

Applications

- On-grid residential roof-tops
- On-grid commercial rooftops
- Off-grid system
- Other on-grid applications

Dimensions



Mechanical Data

Dimension of the module L × W × H	1955 × 990 × 35 mm
Weight	26.8kg
Mounting Holes X - mm	945 mm
Mounting Holes Y - mm	1425 mm

Note : The data presented may change without any prior notice due to further improvements in the product design.
 Cable and connectors are optional, IP-65/67 Junction Box, Mc4 compatible M/F connectors along with 1 meter cable shall be provided against customer request



SUNRISE SOLAR SOLUTIONS

MIG 1A/22/1, MVP Sector-9
 Visakhapatnam, Andhra Pradesh, India-530017
 Tel: +91-7416199777, 0891-6669009
 Email: sunrisesolarsolutions@yahoo.in
 Website: www.sunrisesolarsolutions.in