


0801.4203

Solar tile M45-10 Terracotta

Glass-glass / monocrystalline / 45 Wp / Terracotta



Made in Deitingen (Switzerland)



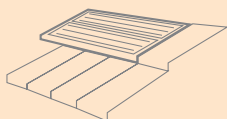
Meets highest aesthetic requirements



Lifespan of over 50 years due to glass-glass technology



Full traceability of all raw materials



Seamless transition from module to tile

No sheet metal flashings required

Perfect for small and medium-sized projects

Alternative colour (option)



Mxx-10 Full Black

Mounting accessories

- 0801.4102 Aluminium clip for 30 mm battens
- 0801.4107 Aluminium clip for 24 mm battens
- 0801.4105 End rail for tile FS 03
- 0801.4106 End rail for tile MS 95

Compatible tiles

- Pantile FS 03 (Gasser Ceramic)
- Interlocking pantile MS 95 (Gasser Ceramic)
- CANTUS tile (Creaton)
- TERRA OPTIMA tile (Creaton)

Electrical data STC

Nominal power (Pmpp)	45 Wp
Nominal voltage (Umpp)	5.35 V
Nominal current (Impp)	8.41 A
Open circuit voltage (Uoc)	6.45 V
Short circuit current (Isc)	8.81 A
Cell efficiency	21.60 %
Module efficiency	16.60 %
Power sorting	-0/+ 5 %

STC (Standard Test Conditions): irradiance 1000 W/m², cell temperature 25°C, AM 1.5
Measuring tolerances ±3 % (Pmpp); ±10 % (Umpp, Impp, Uoc, Isc)

Electrical data at partial load

Nominal power (Pmpp)	800 W/m ²
Nominal power (Pmpp)	34 Wp
Nominal voltage (Umpp)	5.0 V
Nominal current (Impp)	6.85 A
Open circuit voltage (Uoc)	6.1 V
Short circuit current (Isc)	6.86 A

Measuring tolerances ±5 % (Pmpp); ±10 % (Umpp, Impp)

Thermal properties

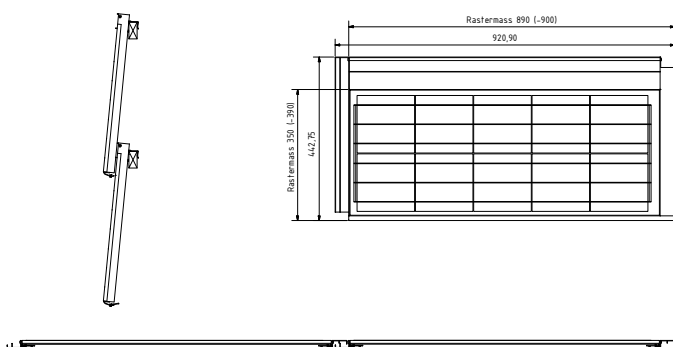
Nominal operating cell temperature (NOCT)	45 ± 2 °C
Temperature coefficient Uoc	-0.26 %/°C
Temperature coefficient Isc	+0.031 %/°C
Temperature coefficient Pmpp	-0.37 %/°C

Operating conditions

Temperature range	-40 ... +85 °C
Max. system voltage	1000 V
Max. reverse current	20 A
Max. string fuse	16 A
Max. wind and snow loads *	Up to 2'400 N/m ² (wind suction) Up to 5'400 N/m ² (snow pressure)
Hail resistance	ø40mm at 23 m/s Hail protection class 4
Application class (acc. to IEC/EN 61730)	A
Fire protection	Top and back layer are made of heat-resistant glass. The component is considered to be non-combustible material as defined by the Cantonal Fire Insurances.
Protection class	II
Salt spray test	IEC/EN 61701 I+II
Ammonium corrosion test	IEC/EN 62716

* Max. possible forces acting on the module. The maximum values in mounted condition depend on the substructure as well as the installation situation. If the requirements are higher than IEC/EN 61215, a project-specific dimensioning of the mounting system is necessary.

Technical drawing



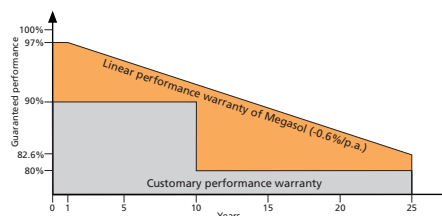
Note: The instructions in the installation manual must be strictly complied with. Further information about approved utilization of products can be found in the installation manual or can be requested from the technical service.

General data

Laminate structure	Glass-glass
Cell type	Monocrystalline
Cell size	156x156 mm
Number of cells (matrix)	10 (2x 5)
Colour between cells	Terracotta
Frame	Solar tile Aluminium, terracotta, with assembled rubber lip
Front side	3.2 mm solar glass High-transmission, tempered/toughened, nano-finished/antireflective surface
Encapsulation material	Special EVA (UV+/IR+) with lowest water vapour permeability
Back side	3.2 mm solar glass Tempered/toughened
Junction box	1 bypass diode, IP67
Cable cross section	4 mm ²
Connectors	MC4 compatible, IP67
Dimensions (LxWxH) ±3.0 mm	921 x 443 x 40 mm
Modular dimensions (LxW)	890 (-900)x 350 (-380) mm
Weight	6.5 kg

Quality and warranty

Quality characteristics	PID-free (no potential induced degradation) Yield-optimized low-light performance Full traceability of all raw materials
Product warranty	10 years
Linear performance warranty	25 years



Relative efficiency level in relation to the minimal output (%). At least 97% of the minimum output during the first year. Afterwards, max. 0.6% degradation per annum. At least 91.6% of the minimum output after 10 years. At least 82.6% of the minimum output after 25 years. All data within the measuring tolerances. Warranties according to the respective latest Megasol Warranty Conditions which can be found on www.megasol.ch/warranty.



E-mail: info@megasol.ch
Hotline: +41 62 919 90 90
www.megasol.ch



Megasol partner

Subject to errors and technical modifications. Data sheet in accordance with DIN EN 50380. © Megasol Energy Ltd | Version: 03/2019