


Einnova Solarline

invented for solar

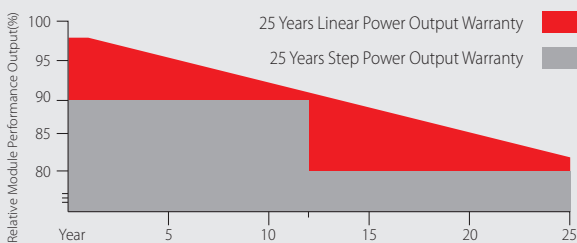


Half cut Mono crystalline Solar Module

ESM 370/375/380/385H

FEATURES

- Positive power tolerance up to 5w
- Heavy snow load up to 5400 Pa and wind load up to 3800Pa
- IP68 junction box is available for long term weather endurance
- Salt mist, ammonia and blowing sand resistance, apply to seaside, farm and desert areas
- Selective materials and rigid process effectively control Potential Induced Degradation (PID)
- Total quality control and complete traceability of Material by Shop Floor Control (SFC)



WARRANTY

- 12 Years Product Workmanship Warranty
- 12 Years Minimum 90% Power Output
- 25 Years Minimum 80% Power Output

China Jiangsu
International Group Ltd.

5 West Beijing Road,
Nanjing, 210008, China

+86-(0)25-84792033
+86-(0)25-84705923

info@einnova-solarline.com
www.einnova-solarline.com

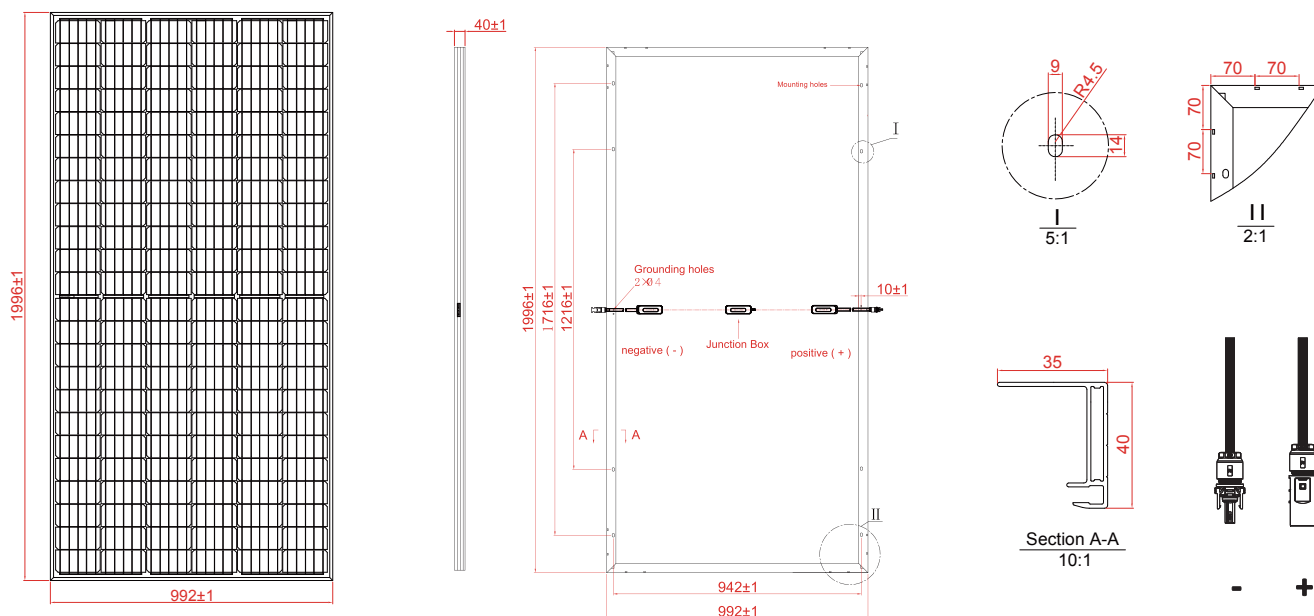
EN

The specifications are subject to change without prior notice.

Half cut Mono crystalline Solar Module

ESM 370/375/380/385H

Einnova Solarline
invented for solar



Electrical Specification

Model Type	Unit	ESM 370H	ESM 375H	ESM 380H	ESM 385H
Maximum Power (Pmax)	W	370	375	380	385
Module Efficiency	%	18.69	18.94	19.19	19.44
Open Circuit Voltage (Voc)	V	47.8	48.1	48.3	48.5
Short Circuit Current (Isc)	A	9.63	9.70	9.80	9.87
Maximum Power Voltage (Vmp)	V	40.2	40.5	40.8	41.0
Maximum Power Current (Imp)	A	9.20	9.26	9.32	9.39
Maximum System Voltage	V	ICE 1000VDC/UL1500(VDC)			
Maximum Series Fuse Rating	A	20A			

Standard Test Conditions (STC) of irradiance of 1000 W/m², spectrum AM 1.5 and cell temperature of 25°C.

The NOCT is obtained under the Test Conditions: 800W/m², 20°C ambient temperature, AM 1.5 Spectrum, 1m/s wind speed.

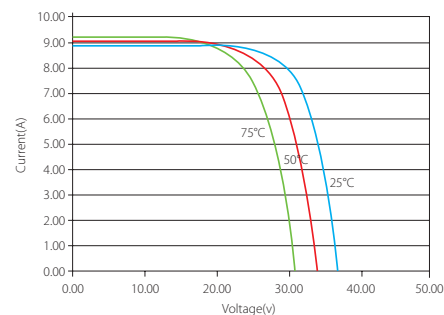
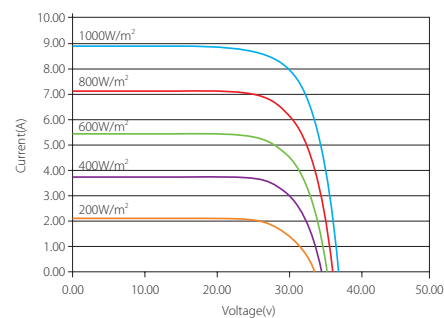
Mechanical Specification

Module Dimension (mm)	1996× 992× 40
Cell Dimension (mm)	156.75 x 78.375
Number of Cell	144PCS
Weight (kgs)	21.5kg
Maximum Load (TUV) (Pascal)	5400
Junction Box and Cable connector	IP68 rated; MC4 compatible
Back-sheet Color	White or Black
Frame Color	Silver or Black

Temperature Characteristics

Nominal Operating Cell Temperature (NOCT)	45 +/- 2 °C
Temperature Coefficient (Pmax)	-0.367% / °C
Temperature Coefficient (Voc)	-0.320% / °C
Temperature Coefficient (Isc)	0.107% / °C
Operating Temperature	-40~85 °C

IV CURVE



The specifications are subject to change without prior notice.