

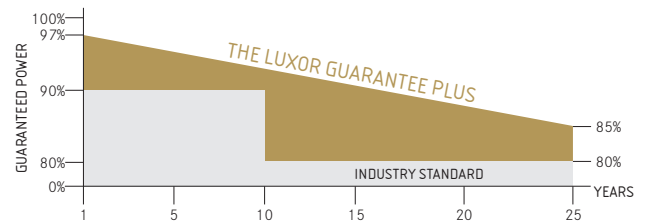
- + SMART: INTELLIGENCE IN THE JUNCTION BOX
- + SYSTEM MONITORING: OPTIMUM PERFORMANCE FOR EACH MODULE
- + GREATEST FLEXIBILITY IN SYSTEM DESIGN
- + ECO: ESPECIALLY ECONOMIC AND RELIABLE



product guarantee<sup>1</sup>



linear performance guarantee<sup>1</sup>



# ECO SMART LINE FULL BLACK

## M60/ 295 - 315 W

### MONOCRYSTALLINE MODULE FAMILY



Longlife tested



Power proofed



Safety provided



Selection of components



Cross-linking degree test



Performance surplus of 0 Wp to 6.49 Wp



100% PID free cells



Special packing to avoid micro cracks in the cells



German warrantor

# ECO SMART LINE FULL BLACK

## M60/295 - 315 W



Monocrystalline module family

Module type LX - XXXM/156-60+ | XXX = Rated power Pmpp

### Electrical data at STC

Rated power Pmpp [Wp]	295.00	300.00	305.00	310.00	315.00
Pmpp range to	301.49	306.49	311.49	316.49	321.49
Rated current Impp [A]	9.27	9.35	9.42	9.49	9.55
Rated voltage Vmpp [V]	31.84	32.13	32.42	32.71	33.01
Short-circuit current Isc [A]	9.71	9.79	9.86	9.94	10.00
Open-circuit voltage Uoc [V]	37.86	38.21	38.55	38.90	39.25
Efficiency at STC up to	18.53%	18.84%	19.15%	19.45%	19.76%
Efficiency at 200 W/m <sup>2</sup>	17.65%	17.96%	18.26%	18.56%	18.84%

### Electrical data at NOCT

Power at Pmpp [Wp]	217.85	222.01	225.99	230.03	233.88
Rated current Impp [A]	7.41	7.48	7.55	7.61	7.67
Rated voltage Vmpp [V]	29.39	29.68	29.95	30.22	30.50
Short-circuit current Isc [A]	7.83	7.90	7.96	8.03	8.08
Open-circuit voltage Uoc [V]	34.95	35.27	35.60	35.94	36.27

Specification as per STC (Standard test conditions): irradiance 1000 W/m<sup>2</sup> | module temperature 25°C | AM = 1,5

NOCT (nominal operating cell temperature): irradiance 800 W/m<sup>2</sup> | wind speed 1 m/sec | temperature 20°C | @45 +/- 2°C | AM = 1,5

### Limiting values

Max. system voltage [V]	1000 V or 1500 V
Max. return current [I]	15 A
Operating Temperature	-40 to 85°C
Safety class	II
Max. tested pressure load [Pa] <sup>2</sup>	5400
Max. tested tensile load [Pa] <sup>2</sup>	2400

### Temperature coefficient

Temperature coefficient [V]   [I]   [P]	-0.30% /°C   0.06% /°C   -0.40% /°C
---	-------------------------------------

### Specifications

Number of cells (matrix)	60 (6 x 10), three strings in a row   156 mm x 156 mm
Module dimensions (LxWxH) <sup>3</sup>   Weight	1640 mm x 992 mm x 40 mm   20.2 kg
Front-side glass	3.2 mm tempered highly transparent, anti-reflection solar glass
Frame	stable, anodised aluminium frame
Junction Box	SolarEdge
Cable	4 mm <sup>2</sup> solar cable, cable length 1.0 m
Diodes	3 Schottky Diodes
Plug-in connection	MC4 or equivalent (IP67)
Hail test (max. hailstorm)	∅ 45 mm   impact velocity 23 m/s ± 83 km/h

The specifications and average values can vary slightly. What is important is the corresponding data of the individual measurement. Specifications are subject to change without notice. Measurement tolerance: rated power +/- 3%, other values +/- 10%, all information in this data sheet corresponds to DIN 50380. A potential light-induced degradation of the power after commissioning is not considered here, other information can be found in the installation guidelines.

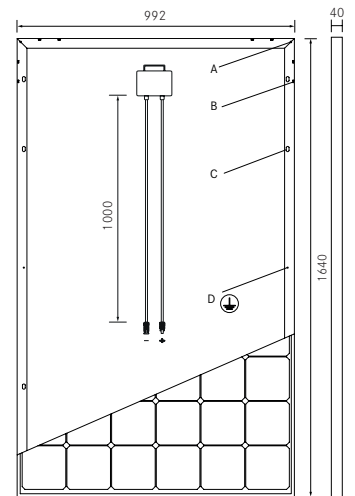
1 The specific warranty conditions are given under [www.luxor-solar.com/download.htm](http://www.luxor-solar.com/download.htm)

2 For standing installation

3 Tolerance L/W = +/- 3 mm, H = the dimensions given in the order confirmation will be decisive

4 Location on request

### Back - / Front -/ Side view<sup>3</sup>

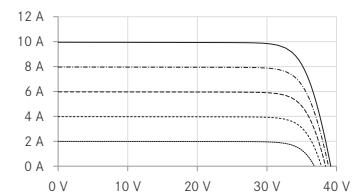


### Drilled holes<sup>4</sup>

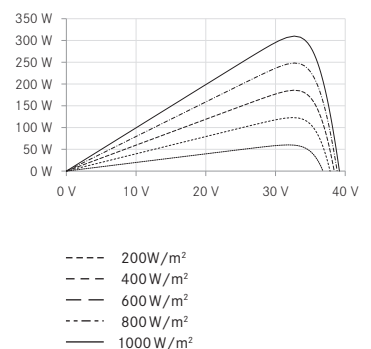
- A: 4 x drainage
- B: 16 x ventilation
- C: 8 x mounting
- D: 2 x earthing

### Electrical characteristics

UI-diagram e.g. LX-310M/156-60+



UP-diagram e.g. LX-310M/156-60+



Luxor, your specialised company



Guidelines:  
93/68/EEC  
2014/35/EU, (LVD)  
2014/30/EU, (EMC)

The validity of the certificates/listings for a specific country has to be examined under:  
[www.luxor-solar.com/download.htm](http://www.luxor-solar.com/download.htm)