

INFINITY MODULE

325W-340W

72 CELL
MULTICRYSTALLINE MODULE

325W-340W
POWER OUTPUT RANGE

17.5%
MAXIMUM EFFICIENCY

0~+5W
POSITIVE POWER TOLERANCE

Apply to



home roof



ground Power Station



Industrial and Commercial Roofs



E: info@inesolar.com
W: www.inesolar.com



Ideal for large scale installations

- High power footprint reduces installation time & BOS costs



One of the industry's most trusted modules

- Field proven performance
- Infinity NewEnergy's financial solidity consistently confirmed by banks and investors



Highly reliable due to stringent quality control

- Over 30 in-house tests(UV,HF,and many more)
- In-house testing goes well beyond certification requirements
- PID resistant

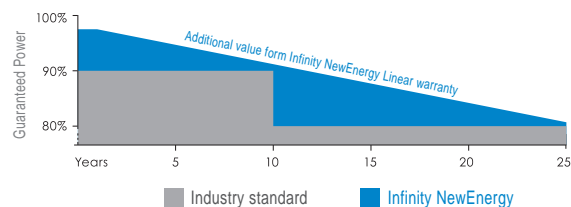


Certified to withstand challenging environmental conditions

- 2400 Pa wind load
- 5400 Pa snow load

LINEAR PERFORMANCE WARRANTY

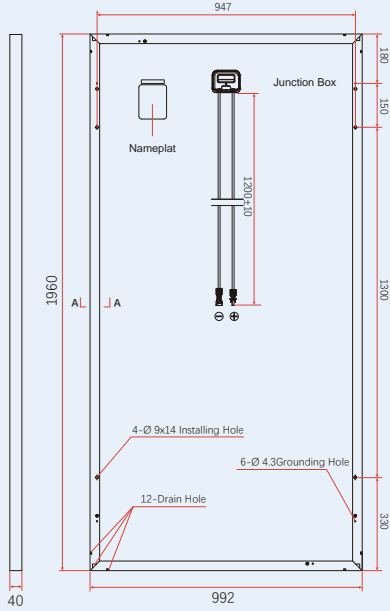
10 Year Product Warranty-25 Year Linear Power Warranty



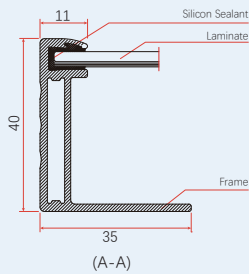
CERTIFICATION



DIMENSIONS OF PV MODULE INE-6PA

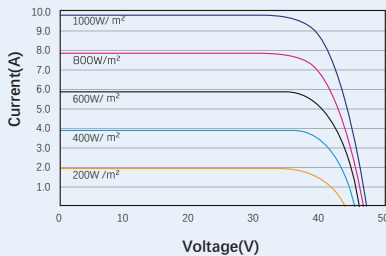


Back View

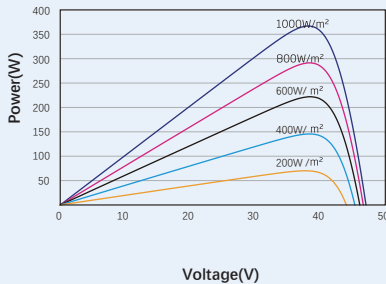


(A-A)

I-V CURVES OF PV MODULE(340W)



P-V CURVES OF PV MODULE(340W)



MECHANICAL DATA

Solar cells	Multicrystalline 156.75 x 156.75 mm
Cell orientation	72 cells (6 x 12)
Module dimensions	1960x 992 x 40 mm
Weight	22.5 kg
Glass	High Transparency, Anti-Reflective, A R Coated and Heat Tempered Solar Glass -3.2mm
Backsheet	White
Frame	Silver Anodized Aluminium Alloy (Black Available)
J-Box	IP 67 rated
Cables	Photovoltaic Technology cable 4.0 mm ² , 1200mm(Customized Available)
Connector	MC4 Compatible

ELECTRICAL DATA@STC

	325	330	335	340
STC: Irradiance 1000 W/m ² , Cell Temperature 25°C, Air Mass AM1.5 according to EN 60904-3. Average efficiency reduction of 4.5% at 200 W/m ² according to EN 60904-1.				
Open Circuit Voltage-Voc(V)	45.6	45.8	46.0	46.2
Short Circuit Current-Isc (A)	9.19	9.28	9.35	9.42
Maximum Power Voltage-V _{MPP} (V)	37.2	37.4	37.6	37.8
Maximum Power Current-I _{MPP} (A)	8.73	8.83	8.91	8.99
Peak Power Watts-P _{MAX} (Wp)	325	330	335	340

ELECTRICAL DATA@NOCT

	325	330	335	340
NOCT: Irradiance at 800 W/m ² , Ambient Temperature 20°C, Wind Speed 1 m/s				
Maximum Power-P _{MAX} (Wp)	241	245	249	252
Maximum Power Voltage-V _{MPP} (V)	34.4	34.6	34.8	35.0
Maximum Power Current-I _{MPP} (A)	7.00	7.08	7.14	7.21
Open Circuit Voltage-Voc (V)	42.2	42.4	42.6	42.8
Short Circuit Current-Isc (A)	7.42	7.49	7.55	7.60

TEMPERATURE RATINGS

Nominal Operating Cell Temperature (NOCT)	44°C (±2°C)	Temperature Coefficient of Voc	-0.32%/°C
Temperature Coefficient of P _{MAX}	-0.41%/°C	Temperature Coefficient of Isc	0.05%/°C

MAXIMUM RATINGS

Operational Temperature	-40 to +85°C	Max Series Fuse Rating	15A
Maximum System Voltage	1000V DC (IEC)		

WARRANTY

10 year workmanship warranty
25 year linear performance warranty
(Please refer to product warranty for details)

DEALER INFORMATION

