

Half Cell Bifacial Module N Type

WHN72H-B 405W-415W




High Conversion Efficiency

The leading module conversion efficiency, Up to 20.4%




High Reliability

Passed 3*IEC standard test, 15 years material warranty, 30 years power warranty




Dual Sides Power Generation

The rate is above 80%, and the additional power generating capacity can be above 30% than that of conventional modules



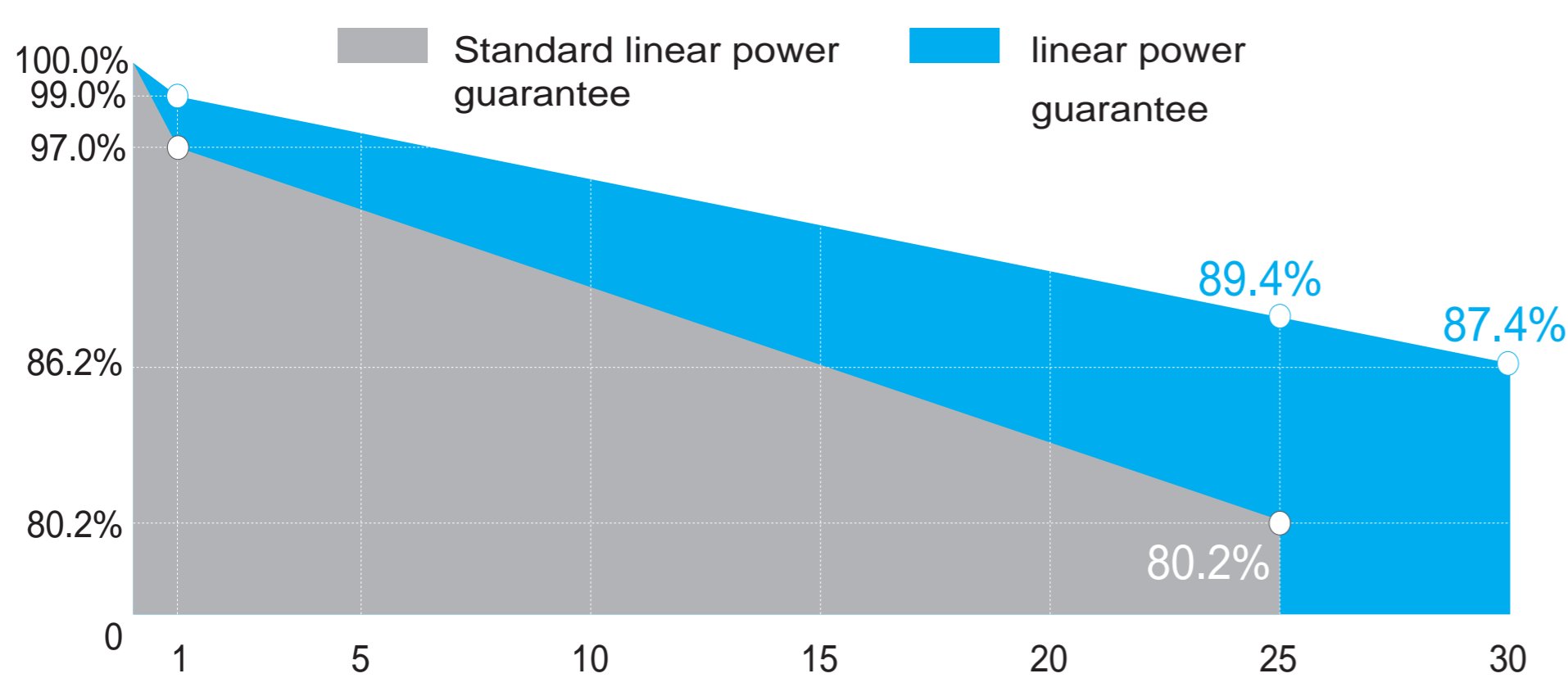
Excellent Appearance and Performance

Total black module, "0" LID, esthetics design, low risk of micro crack



Extensive Application Scenarios

More extensive application scenarios, such as BIPV, snow field, vertical installation, high humidity, strong wind and desert area



-1.00% First year power degradation

-0.40% Power degradation per year



Materials and workmanship warranty



Power linear warranty

Product And Quality Certifications

- IEC 61215, IEC 61730
- ISO 9001:2015 Quality Management System
- ISO 14001:2015 Environmental Management System
- ISO 45001:2018 EHS Management System
- IEC TS 62941:2016 Terrestrial photovoltaic (PV) modules. Guideline for increased confidence in PV module design qualification and type approval



Half Cell Bifacial Module N Type WHN72H-B 405W-415W

Electrical Parameters (STC*)

Module Type	DH144N-415	DH144N-410	DH144N-405	DH144N-400	DH144N-395
Nominal Max. Power(Pmax/W)	415	410	405	400	395
Open Circuit Voltage(Voc/V)	49.86	49.70	49.48	49.29	49.08
Short Circuit Current(Isc/A)	10.46	10.38	10.31	10.23	10.15
Operating Voltage(Vmp/V)	41.66	41.49	41.27	41.06	40.84
Operating Current(Imp/A)	9.96	9.88	9.81	9.74	9.67
Module Efficiency(%)	20.4	20.2	19.9	19.7	19.5

STC* (Standard Test Condition): Irradiance 1000W/m², Cell Temperature 25°C, AM1.5

Electrical Parameters (NMOT*)

Module Type	DH144N-415	DH144N-410	DH144N-405	DH144N-400	DH144N-395
Nominal Max. Power(Pmax/W)	305	301	298	294	290
Open Circuit Voltage(Voc/V)	46.12	45.97	45.77	45.59	45.40
Short Circuit Current(Isc/A)	8.43	8.37	8.31	8.25	8.18
Operating Voltage(Vmp/V)	38.27	38.10	37.96	37.74	37.47
Operating Current(Imp/A)	7.97	7.90	7.85	7.79	7.74

NMOT* (Nominal Module Operating Temperature): Irradiance 800W/m², Ambient Temperature 20°C, AM1.5, Wind Speed 1m/s

Back Power Gain (For 395W)

Power Gain	10%	15%	20%	25%	30%
Nominal Max. Power(Pmax/W)	420	435	450	465	475
Open Circuit Voltage(Voc/V)	49.08	49.08	49.09	49.09	49.10
Short Circuit Current(Isc/A)	10.78	11.14	11.53	11.91	12.15
Operating Voltage(Vmp/V)	40.84	40.84	40.83	40.83	40.82
Operating Current(Imp/A)	10.28	10.63	11.01	11.38	11.63

Mechanical Parameters

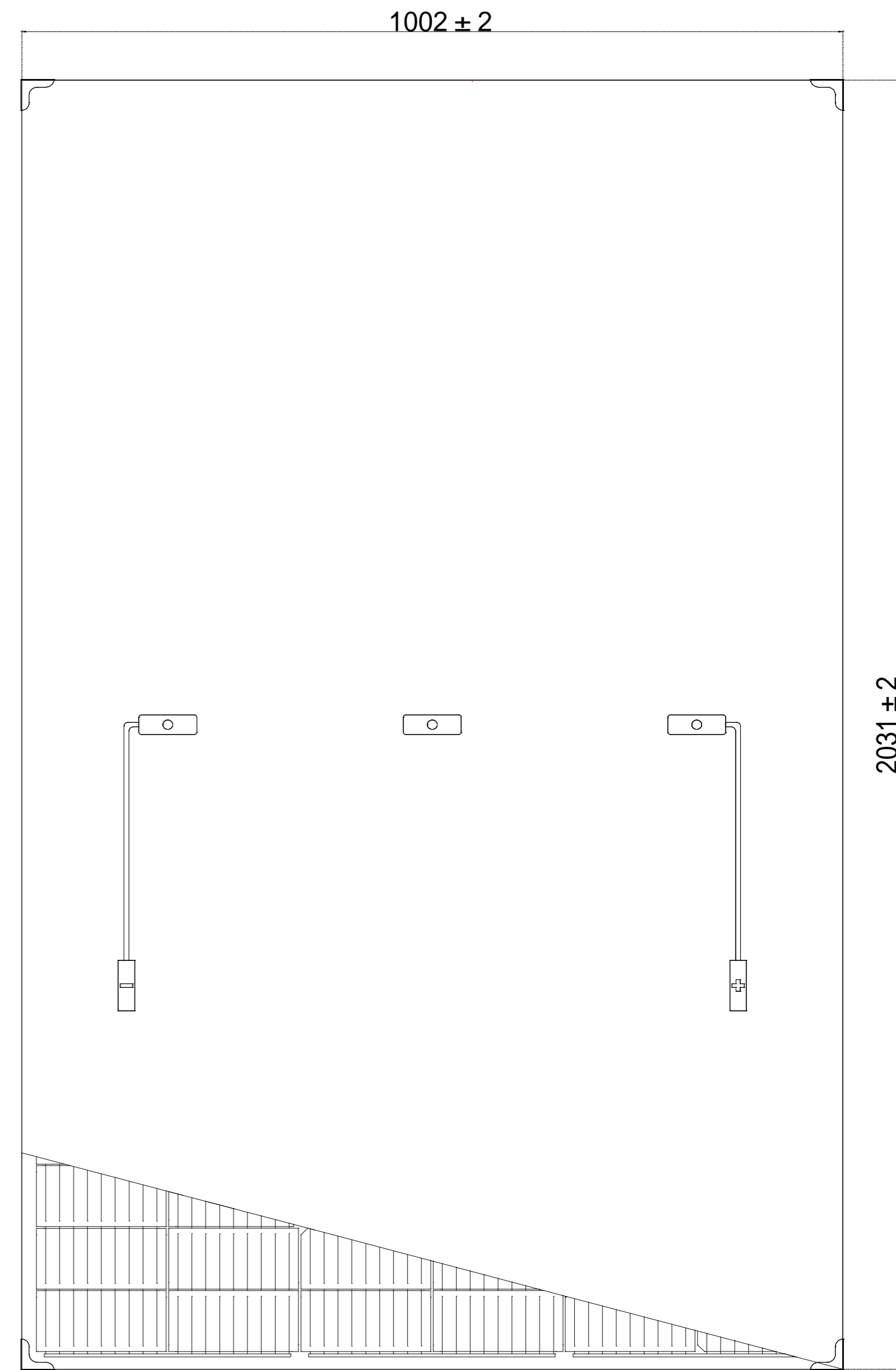
Cell size	Bifacial N Type 158.75x79.375mm
Module size	2031x1002x6mm(LxWxH)
Glass Thickness	2.5mm
Module Weight	29.0Kg
Output Cable	4mm ² , cable length 300mm (can be customized)
Connector	MC4 compatible

Temperature Coefficients

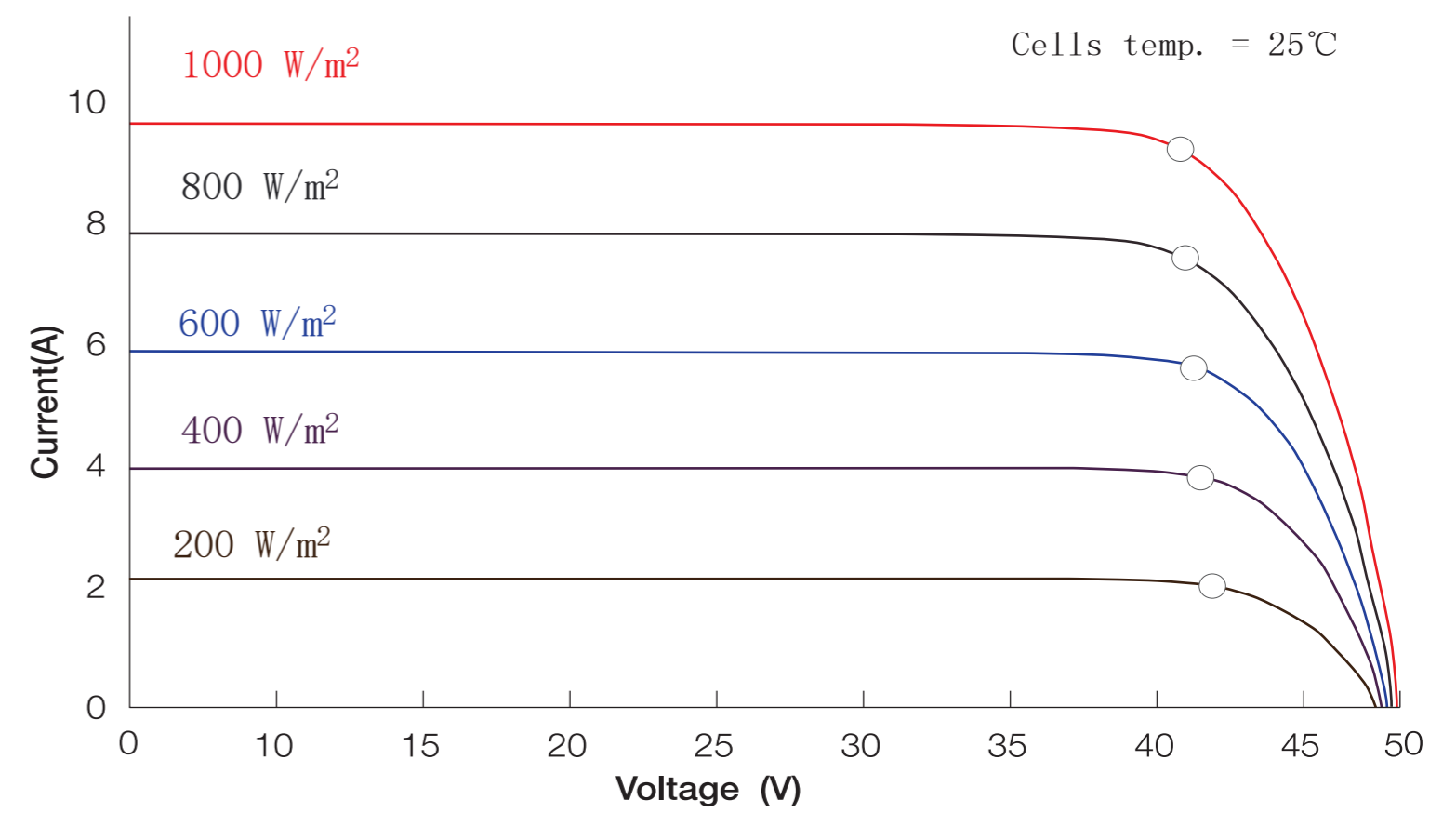
Short Circuit Current(Isc)	+0.048%/°C
Open Circuit Voltage(Voc)	-0.30%/°C
Nominal Max. Power(Pmax)	-0.35%/°C
NMOT	42±2°C

Work Environmental Parameters

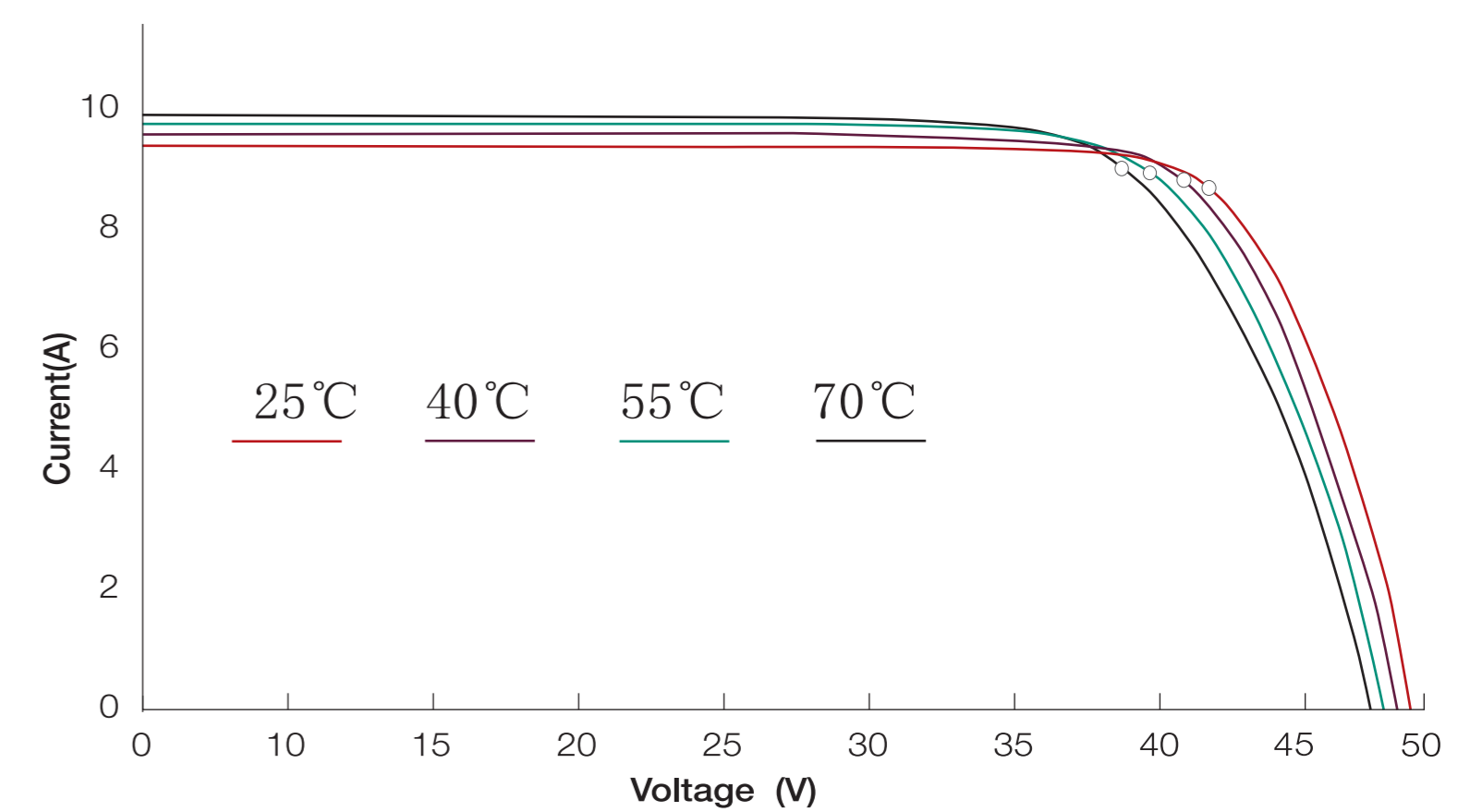
Max. System Voltage	DC1500V
Power Tolerance	0 ~ +5 W
Operating Temperature	-40°C ~ +85°C
Max. Fuse Rated Current	20A
Front Static Load	Snow load 5400Pa, Wind load 2400Pa
Application Classification	Class A
Packing Specification	30 pcs/Pallet, 150 pcs/ 20'HQ; 660 pcs/ 40'HQ;



I-V curves under different irradiance degree



I-V curves



Cases

