



HIGHWAY

Half-Cut Module

HT60-156P-C

HT60-156P(V)-C * V means 1500V module
275W-300W



Half cut cell technology can reduce the internal power loss and improve component overall power. Excellent heat dissipation avoids hot spot production.



10Ys Products Warranty



IEC 61215:2016
IEC 61730:2016



25Ys Warranty on power output



18.2%
Module Efficiency



Microcrack resistant
Double glass structure enhance reliability, triple EL tested of high quality control.



Advanced surface treatment, lower surface reflection and 5BB cell design can reduce the series resistance and improve the



All the modules are sorted and packaged by amperage, reducing mismatch losses and maximizing system output.



Designed for high voltage systems of up to 1500 VDC, increasing the string length of solar systems and saving on BoS



Strict quality control, meeting the highest international standards: ISO 9001, ISO14001



PID resistant



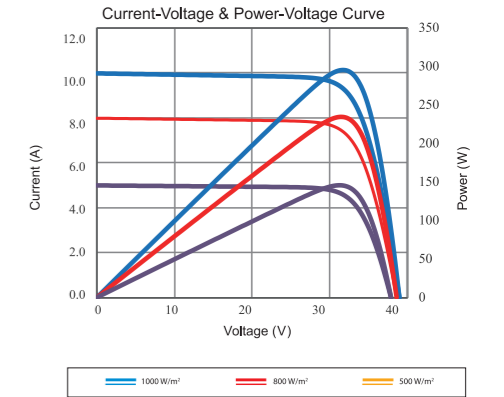
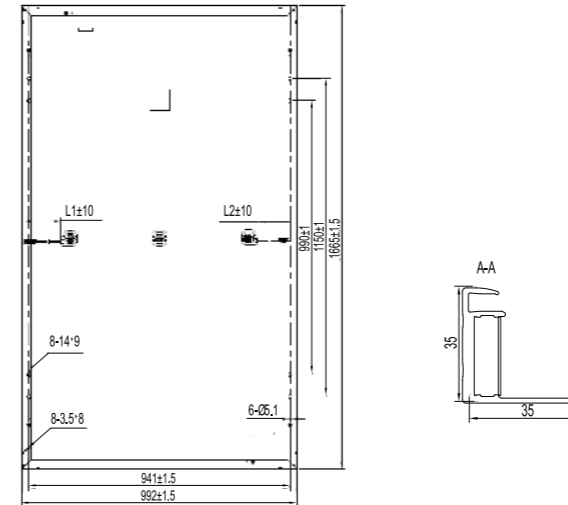
5W Positive tolerance 0~+5w guaranteed

Comprehensive and first-rate certification system

IEC61215:2016, IEC61730:2016 Latest Standard
ISO9001, ISO14001 and OHSAS18001, meeting the highest international standards
Strict quality control



Engineering Drawing



I-V Curves

Electrical Characteristics

Module	HT60-156P-C/HT60-156P(V)-C					
	275W	280W	285W	290W	295W	300W
Maximum Power at STC(Pmax)	275W	280W	285W	290W	295W	300W
Open-Circuit Voltage(Voc)	38.2V	38.4V	38.6V	38.8V	39.0V	39.2V
Short-Circuit Current(Isc)	9.49A	9.60A	9.73A	9.86A	9.97A	10.08A
Optimum Operating Voltage (Vmp)	31.0V	31.2V	31.4V	31.6V	31.8V	32.0V
Optimum Operating Current(Imp)	8.89A	8.99A	9.10A	9.20A	9.30A	9.38A
Module Efficiency	16.6%	17.0%	17.3%	17.6%	17.9%	18.2%
Power Tolerance	0 ~ +5W					
Maximum System Voltage	1000V/1500V DC(IEC)					
Maximum Series Fuse Rating	15A					
Operating Temperature	-40 °C to +85 °C					

STC: Irradiance 1000W/m², module temperature 25, AM=1.5
Optional black frame or white frame module according to customer requirements

NOCT

Module	HT60-156P-C/HT60-156P(V)-C					
	203W	207W	210W	214W	218W	221W
Maximum Power	203W	207W	210W	214W	218W	221W
Open Circuit Voltage (Voc)	35.9V	36.1V	36.3V	36.4V	36.6V	36.8V
Short Circuit Current (Isc)	7.66A	7.75A	7.86A	7.96A	8.05A	8.14A
Maximum Power Voltage (Vmp)	29.1V	29.3V	29.5V	29.7V	29.9V	30.1V
Maximum Circuit Current (Imp)	6.98A	7.06A	7.12A	7.21A	7.29A	7.34A
NOCT	44 °C ± 2 °C					

NOCT: Irradiance 800W/m², ambient temperature 20 °C, wind speed 1 m/s

Mechanical Characteristics

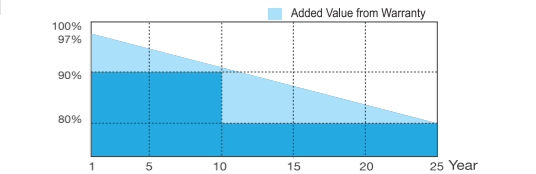
Solar Cells	Polycrystalline 156.75*78.375mm
No. of Cells	120 (6 × 20)
Dimensions	1665mm×992mm×35mm (66.0×39×1.4in)
Weight	19.0kg
Front Glass	High transmission tempered glass
Frame	Anodized aluminium alloy
Junction Box	IP67
Cable	4mm ² (IEC)
Packaging Configuration	30pcs/box, 840pcs/40'HQ Container

Temperature Characteristics

Temperature Coefficient of Pmax	γ (Pm)	-0.39%/K
Temperature Coefficient of Voc	β (Voc)	-0.29%/K
Temperature Coefficient of Isc	α (Isc)	0.049%/K

Warranty

- 10Ys 10-year product warranty
- 25Ys 25-year warranty on power output



Information Box

Shanghai Aerospace Automobile
Electromechanical Co., Ltd.
website: www.ht-saae.com
Email: Japan@ht-saae.com
Factory: Lianyungang ShenZhou
New Energy Co., Ltd.