



Optimum *new range*



Solar module (60 cells 6")
A-xxxM GS (300/305/310 W)

- **Optimize your instalations.**
- High module **efficiency** and stable power output based on leading process technology.
- **Outstanding electrical performance** under high-temperature conditions or low-irradiance conditions.
- Ease of installations due to the **innovative engineering design.**
- **Rigorous quality control** meets the highest international standard.
- **Warranty, 10-year** workmanship and **25-year** performance (80% power output).





A-xxxM GS (ES) (xxx = rated power)

Electrical characteristics	A-300M GS	A-305M GS	A-310M GS
Maximum Power (Pmax)	300W	305 W	310 W
Maximum Power Voltage (Vmp)	33.00 V	33.25 V	33.50 V
Maximum Power Current (Imp)	9.10 A	9.18 A	9.25 A
Open Current Voltage (Voc)	38.70 V	38.95 V	39.20 V
Short Circuit Current (Isc)	9.80 A	9.87 A	9.95 A
Module Efficiency (%)	18.44	18.74	19.05
Power Tolerance (W)		0/+5	
Maximum Series Fuse Ratings (A)		15	
Maximum System Voltage (TUV)		DC 1000 V	
Normal Operating Cell Temperature (°C)		45±2	

Electrical characteristics tested at Standard Test Conditions (STC), defined as: Irradiance of 1000 w/m², spectrum AM 1.5 and temperature of 25 °C.
 Tolerance measures STC: ±3% (Pmp); ±10% (Isc, Voc, Imp, Vmp).
 Best in Class AAA solar simulator (IEC 60904-9) used, power measurement uncertainty is within +/- 3%

Mechanical specifications

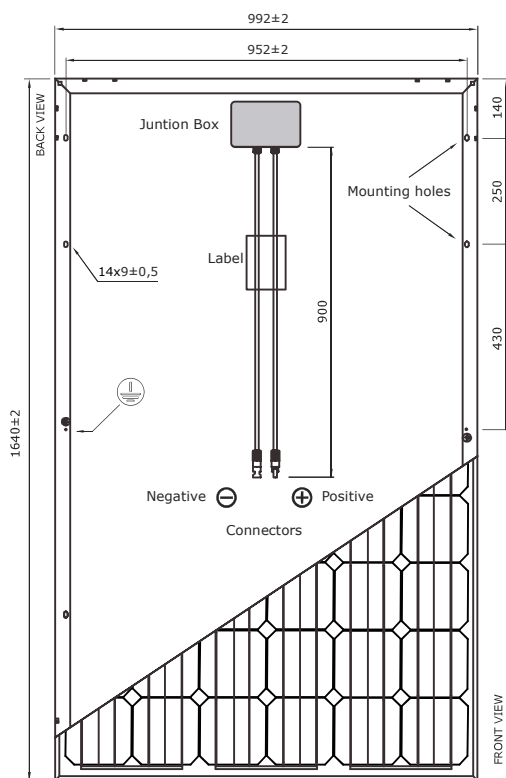
Dimensions (± 2 mm.)	1640x992x35 mm
Weight (± 0,5 kg)	17.75 kg
Max. static load, front (snow & wind)	5400 Pa
Max. static load, back (wind)	2400 Pa
Max. hailstone impact (diameter/velocity)	25 mm / 23 m/s

Construction materials

Front cover (material /type/thickness) (*)	Tempered Glass,High Transmission/Low Iron/3.2 mm
Cell (quantity/type/dimensions)	60 cells (6x10)/Monocrystalline /156.75 x 156.75 mm
Frame (material/color)	Anodized aluminium alloy /silver
Junction box (protection degree)	IP67
Cable (length/cross-section area)/Connector	900 mm / 4 mm ² / Combinable MC4

(*) With anti-reflective coating

Panel construction generic view



The drawing is not to scale

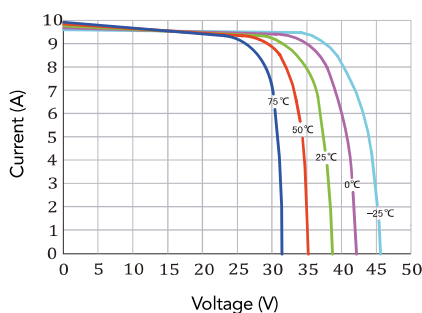
Temperature characteristics

Temp. Coeff. of Isc (TK Isc)	0.08558% /°C
Temp. Coeff. of Voc (TK Voc)	-0.29506% /°C
Temp. Coeff. of Pmax (TK Pmax)	-0.38001% /°C
Operating Temperature	-40 to +85 °C

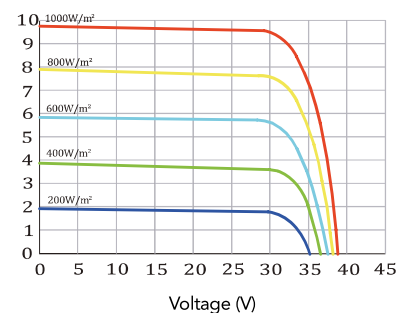
Packaging

Modules/pallet	30 pcs
Pallets/container 40' HQ	28 pallets
Modules/container 40' HQ	840 pcs
Pallets/container 20'	12 pallets
Modules/container 20'	360 pcs

Various Temperature (A-300M GS)



Various Irradiance (A-300M GS)



NB: The data contained in this documentation are subject to modification without prior notification.



IEC 61215
 IEC 61730

