



Optimum *new range*



Solar module (72cells 6")

A-xxxM GS (335/340/345/350/355 W)

- **Optimize your instalations.**
- High module **efficiency** and stable power output based on leading process technology.
- **Outstanding electrical performance** under high-temperature conditions or low-irradiance conditions.
- Ease of installations due to the **innovative engineering design.**
- **Rigorous quality control** meets the highest international standard.
- **Warranty, 10-year** workmanship and **25-year** performance (83% power output).




A-xxxM GS (ES) (xxx = rated power)

Electrical characteristics	A-335M GS	A-340M GS	A-345M GS	A-350M GS	A-355M GS
Maximum Power (Pmax)	335 W	340 W	345 W	350 W	355 W
Maximum Power Voltage (Vmp)	38.23 V	38.50 V	38.80 V	39.10 V	39.35 V
Maximum Power Current (Imp)	8.77 A	8.84 A	8.90 A	8.96 A	9.03 A
Open Current Voltage (Voc)	46.10 V	46.40 V	46.75 V	47.10 V	47.40 V
Short Circuit Current (Isc)	9.37 A	9.45 A	9.52 A	9.60 A	9.70 A
Module Efficiency (%)	17.26	17.52	17.78	18.04	18.30
Power Tolerance (W)			0/+5		
Maximum Series Fuse Ratings (A)			15		
Maximum System Voltage (IEC)			DC 1000 V		
Normal Operating Cell Temperature (°C)			45±2		

Electrical characteristics tested at Standard Test Conditions (STC), defined as: Irradiance of 1000 w/m², spectrum AM 1.5 and temperature of 25 °C.
Tolerance measures STC: ±3% (Pmp); ±10% (Isc, Voc, Imp, Vmp).
Best in Class AAA solar simulator (IEC 60904-9) used, power measurement uncertainty is within +/- 3%

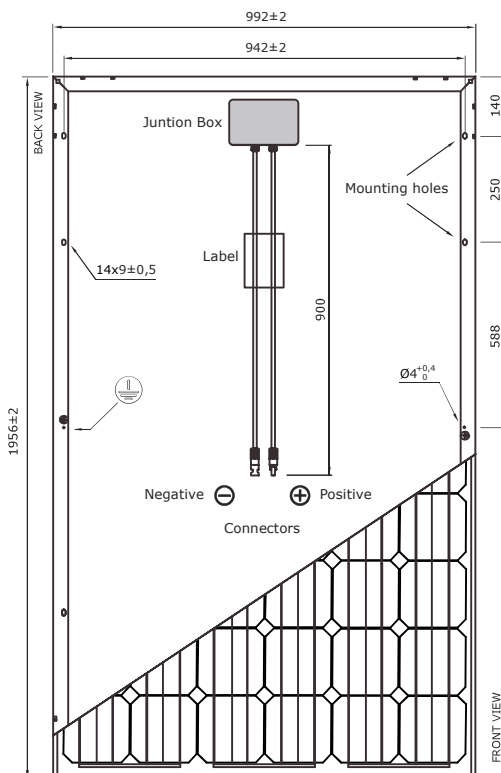
Mechanical specifications

Dimensions	1956x992x40 mm
Weight	20.9 kg
Max. static load, front (snow & wind)	5400 Pa
Max. static load, back (wind)	2400 Pa
Max. hailstone impact (diameter/velocity)	25 mm / 23 m/s

Construction materials

Front cover (material /type/thickness) (*)	Tempered Glass, High Transmission/Low Iron/3.2 mm
Cell (quantity/type/dimensions)	72 cells (6x12)/monocrystalline /156.75 x 156.75 mm
Frame (material/color)	Anodized aluminium alloy /silver
Junction box (protection degree)	IP67 / 3 diode
Cable (length/cross-section area)/Connector	900 mm / 4 mm ² / Combinable MC4 / IP67

(*) With anti-reflective coating

Panel construction generic view


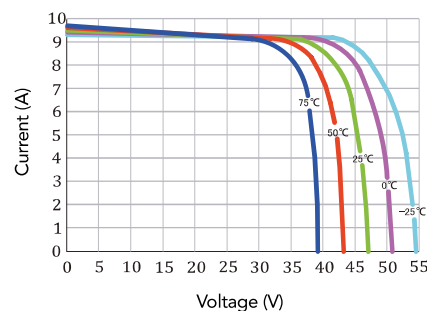
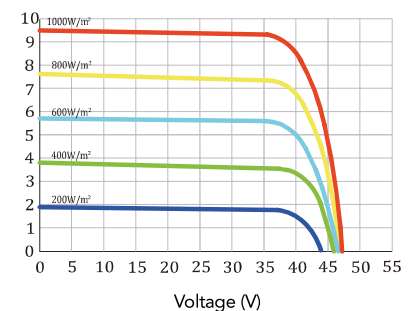
NOTE: Drawing is not to scale.

Temperature characteristics

Temp. Coeff. of Isc (TK Isc)	0.08558% /°C
Temp. Coeff. of Voc (TK Voc)	-0.29506% /°C
Temp. Coeff. of Pmax (TK Pmax)	-0.38001% /°C
Operating Temperature	-40 to +85 °C

Packaging

Modules/pallet	26 pcs
Pallets/container HQ 40'	24 pallets
Modules/container HQ 40'	624 pcs
Pallets/container 20'	9 pallets
Modules/container 20'	234 pcs

Various Temperature (A-350M GS)

Various Irradiance (A-350M GS)


NB: The data contained in this documentation are subject to modification without prior notification.



IEC 61215
IEC 61730

