

VSUN390-144MH

The Half Cell Module

VSUN390-144MH
VSUN380-144MH

VSUN385-144MH
VSUN375-144MH

19.80%

Module efficiency

12years

Material & Workmanship warranty

390W

Highest power output

25years

Linear power output warranty



PERC Cell Technology



Higher output power



Lower risk of micro-crack



Positive tolerance offer



Lower risk of hot spot



Better shading tolerance



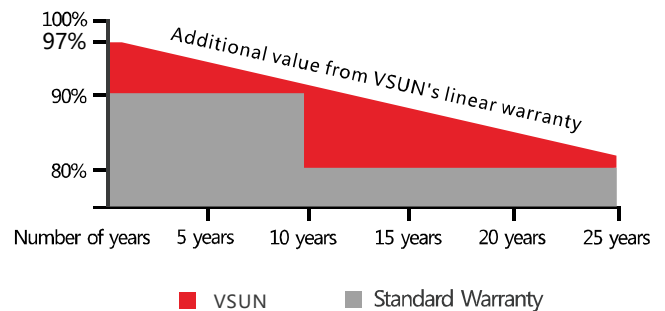
Certified for salt/ammonia corrosion resistance




Load certificates: wind to 2400Pa and snow to 5400Pa



Lower LCOE



Munich RE  **-12-year product warranty**
-25-year linear power output warranty

Invested by Fuji Solar, VSUN is a Japanese solar module solutions provider located in Tokyo that offers Japanese quality solar technologies globally. The group's business started in Japan in 2006, later spreading to North America, Southeast Asia, and EMEA.

Innovative & Smart – VSUN has been committed to providing greener, cleaner, and more intelligent renewable energy solutions. It is focusing on the new energy market and the development of customized and high-efficiency products.

Note:

All information and data are subject to change without notice.
All rights reserved@VSUN

A Sub-company of **FUJISOLAR**



Electrical Characteristics at Standard Test Conditions(STC)

Module Type	VSUN390-144MH	VSUN385-144MH	VSUN380-144MH	VSUN375-144MH
Maximum Power - Pmax (W)	390	385	380	375
Open Circuit Voltage - Voc (V)	48.5	48.4	48.1	47.8
Short Circuit Current - Isc (A)	10.22	10.12	10.06	10
Maximum Power Voltage - Vmpp (V)	40.3	40.2	39.9	39.6
Maximum Power Current - Imp (A)	9.68	9.59	9.53	9.47
Module Efficiency	19.80%	19.54%	19.29%	19.03%

Standard Test Conditions (STC): irradiance 1,000 W/m²; AM 1.5; module temperature 25°C. Tolerance of Pmp: 0~+3%.
Measuring uncertainty of power: ±3%.

Electrical Characteristics at Normal Operating Cell Temperature(NOCT)

Module Type	VSUN390-144MH	VSUN385-144MH	VSUN380-144MH	VSUN375-144MH
Maximum Power - Pmax (W)	287.8	284.5	280.7	276.8
Open Circuit Voltage - Voc (V)	44.8	44.7	44.5	44.2
Short Circuit Current - Isc (A)	8.26	8.17	8.13	8.08
Maximum Power Voltage - Vmpp (V)	37.1	37	36.7	36.5
Maximum Power Current - Imp (A)	7.76	7.69	7.65	7.59

Normal Operating Cell Temperature(NOCT) : irradiance 800W/m²; wind speed 1 m/s ; cell temperature 45°C; ambient temperature 20°C.
Measuring uncertainty of power: ±3%.

Temperature Characteristics

NOCT	45°C (± 2°C)	Maximum System Voltage [V]	1500
Voltage Temperature Coefficient	-0.29%/°C	Series Fuse Rating [A]	20
Current Temperature Coefficient	+0.05%/°C		
Power Temperature Coefficient	-0.39%/°C		

Maximum Ratings

Material Characteristics

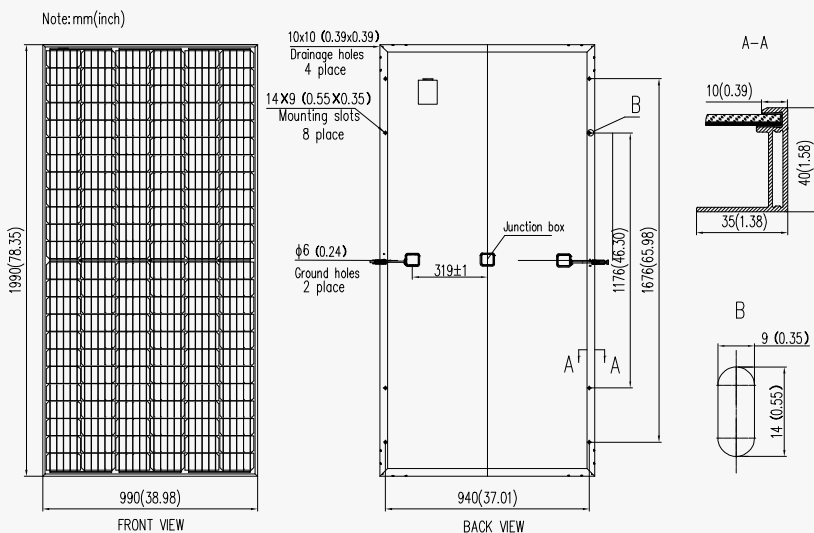
Dimensions	1990×990×40mm (L×W×H)
Weight	22.4kg
Frame	Anodized aluminum profile
Front Glass	White toughened safety glass, 3.2 mm
Cell Encapsulation	EVA (Ethylene-Vinyl-Acetate)
Back Sheet	Composite film
Cells	12×12 pieces monocrystalline solar cells series strings (156.75mm×78.375mm)
Junction Box	Rated current≥13A, IP≥67, TUV&UL
Cable&Connector	Length 400 mm, 1×4 mm ² , compatible with MC4

Packaging

Dimensions(L×W×H)	2020×1110×1120mm	Temperature Range	-40 °C to + 85 °C
Container20'	270	Withstanding Hail	Maximum diameter of 25 mm with impact speed of 23 m-s-1
Container40'	594	Maximum Surface Load	5,400 Pa
Container40'HC	649	Application class	class A

System Design

Dimensions



IV-Curves

