

AE BI-MAX MODULE

AE BM6-60 Series 280W-285W



NEW




ILLUSTRATION ONLY



GERMAN QUALITY

280W
-
285W

POWER RANGE

Plus-Sorting 0 to +4,99Wp

PID
FREE

PID RESISTANT

Potential Induced Degradation Free



SALT CORROSION RESISTANT

Certified for Salt Rich Environment



SAND RESISTANT

Certified for Sand Rich Environment



AMMONIA RESISTANT

Certified for Ammonia Rich Atmosphere



HIGHLY STABLE AND TOUGH

Maximum Mechanical Load 5400 Pa

AE Solar BI-MAX generate energy from both the sides

Up to 30% more power depending on the albedo

Optimal self-cleaning due to frameless module design

20 years product warranty and 30 years linear performance guarantee



GERMAN QUALITY

AE Solar photovoltaic modules are manufactured using high-quality materials, automated machine, German Technology and Standards



PLUS-SORTING

Higher yield due to plus-sorting of 0 to +4.99 Wp guarantees the high system efficiency and yield stability



PERFORMANCE GUARANTEE

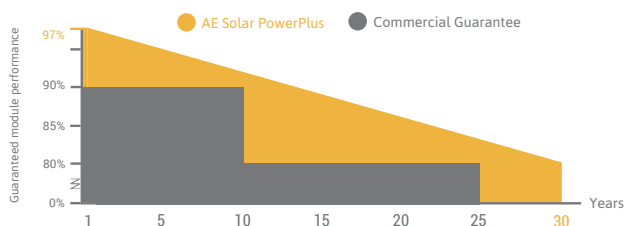
AE Solar assures high investment, security and warranty claims by providing linear performance guarantee of 30 years and 20 years of product warranty



CERTIFICATES

Lining with International Standards, AE Solar Photovoltaic modules are tested and certified under extreme stress and it can bear harsh environmental influences

OUR PERFORMANCE GUARANTEE



IEC 61215
IEC 61730
PERIODICAL
INCEPTION



IEC 61215
IEC 61730
PERIODICAL
INCEPTION



PID RESISTANT
SALT MIST RESISTANT
SAND RESISTANT
CORROSIVE GAS (NH₃)

CEC CE



AE SOLAR

Messerschmittring 54
86343 Königsbrunn
Germany

Tel.: +49 8231 97 82 68 0
Fax: +49 8231 97 82 68 9

E-Mail: info@ae-solar.com
Web: www.ae-solar.com

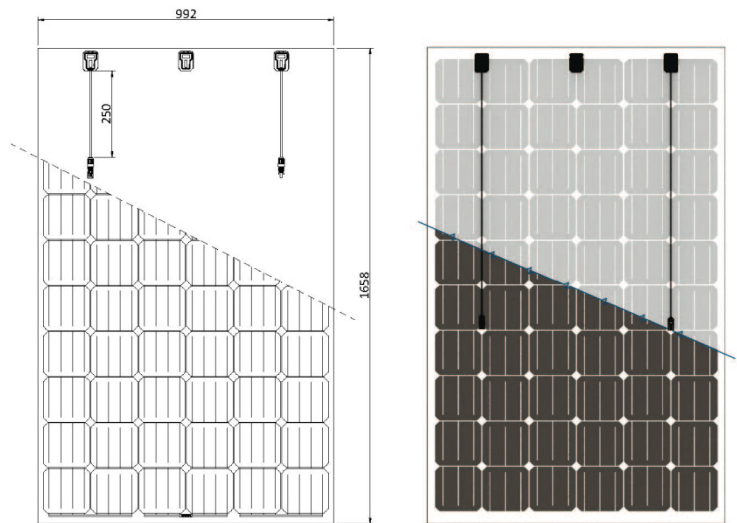
ELECTRICAL DATA		Standard	Considering the power gain from rear side					Standard	Considering the power gain from rear side				
		AE280BM6-60	5%	10%	15%	20%	25%	AE285BM6-60	5%	10%	15%	20%	25%
Nominal power	Pm (Wp)	280	294	308	322	336	350	285	299	313	327	342	356
Open circuit voltage	Voc (V)	38.8	38.8	38.8	38.8	38.8	38.8	39.0	39.0	39.0	39.0	39.0	39.0
Short-circuit current	Isc (A)	9.25	9.71	10.2	10.6	11.1	11.6	9.30	9.77	10.2	10.7	11.2	11.6
Voltage at max power	Vmp (V)	31.7	31.7	31.7	31.7	31.7	31.7	32.0	32.0	32.0	32.0	32.0	32.0
Current at max power	Imp (A)	8.83	9.27	9.71	10.2	10.6	11.0	8.91	9.36	9.8	10.2	10.7	11.1
Module Efficiency	(%)	17.00	17.9	18.7	19.6	20.4	21.3	17.3	18.2	19.0	19.9	20.8	21.6
System Voltage	(V)	1500											
Temp. coefficient Voc	(%/°C)	-0.30											
Temp. coefficient Isc	(%/°C)	0.04											
Temp. coefficient Pm	(%/°C)	-0.38											
Operating temp.	(°C)	-40 to +85											
NOCT	(°C)	46±2											

The electrical data apply to standard test conditions (STC): Irradiance of 1000 W/m² with spectrum AM 1.5 and a cell temperature of 25°C.

TECHNICAL DATA

Junction box	IP 67
Wire cross section (∅, mm ²)	4.0
Cable length (mm)	250
Connector type	RH 05-8/IP67 or LSC-R1/IP68 or LSC-R2/IP68
Dimensions (L x W x H, mm)	1658 x 992 x 6
Weight (kg)	23
Cell specification (mm) / bus bar	Mono 156 / 6 x 10 / 4
Hail resistance	Max. ∅ 25 mm, at 23 m/s
Wind load	2400Pa / 244kg / m ²
Mechanical load	5400Pa / 550kg / m ²
Front and back cover (material / thickness)	low-iron tempered glass / 2.5mm x 2

SCALE



PACKAGING INFORMATION

Packing configuration	33pcs / pallet
Loading Capacity	858pcs / 40HQ
Size / pallet (mm)	1780 x 1140 x 1183
Pallet weight	822 kg

