

EverExceed®
power your applications

ESM80S-125

MONOCRYSTALLINE SOLAR MODULE



High module conversion efficiency, through superior manufacturing technology




Easy installation and handling for various applications



Entire module certified to withstand high wind loads (2400 Pa) and snow loads (5400 Pa)



ISO9001, OHSAS18001, ISO14001



An EverExceed high-power residential solar module is an aesthetic addition to most roofs

ENGINEERING EXCELLENCE

The perfect combination of high performance and design

ADVANCED AESTHETICS

Has an elegant appearance that blends beautifully with your home roof line

DURABLE

Provides long life and enhanced cell performance

HIGH PERFORMANCE

Uses advanced surface texturing to improve efficiency



EverExceed PV modules offer BTS-leading performance for a variety of applications

Power your application

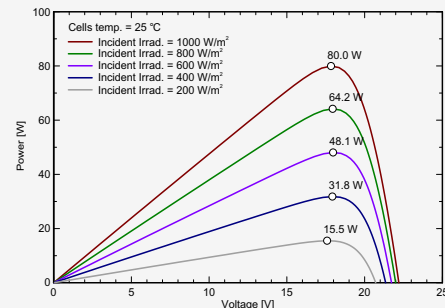
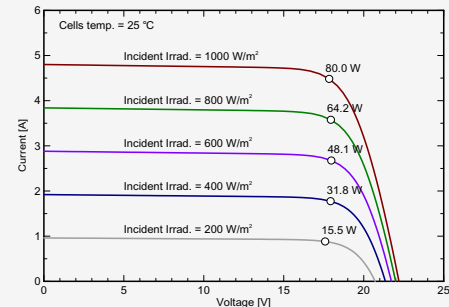
When you choose EverExceed, you get more well-engineered products, you also get our proven reliability, outstanding customer service and the assurance of our 25-year limited warranty

80 Watt

Electrical Characteristics

| | |
|---------------------------|-------------------------|
| Type of Cell | Monocrystalline silicon |
| Cell Size(mm) | 125mm |
| Module Efficiency | 15.38% |
| Cell Configuration | 36(4x9) |
| Size of module (mm) | 963x540x30mm |
| Weight per piece (Kg) | 6Kg |
| Maximum power (Wp) | 80W |
| Maximum power voltage (V) | 18.2V |
| Maximum power current (A) | 4.4A |
| Open circuit voltage (V) | 22.2V |
| Short circuit current (A) | 4.8A |
| Tolerance of Pmax | 0~+5W |

Characteristics(Module I-V Graph 80W)



STC: Irradiance 1000W/m², Module temperature 25°C, AM1.5 spectrum.

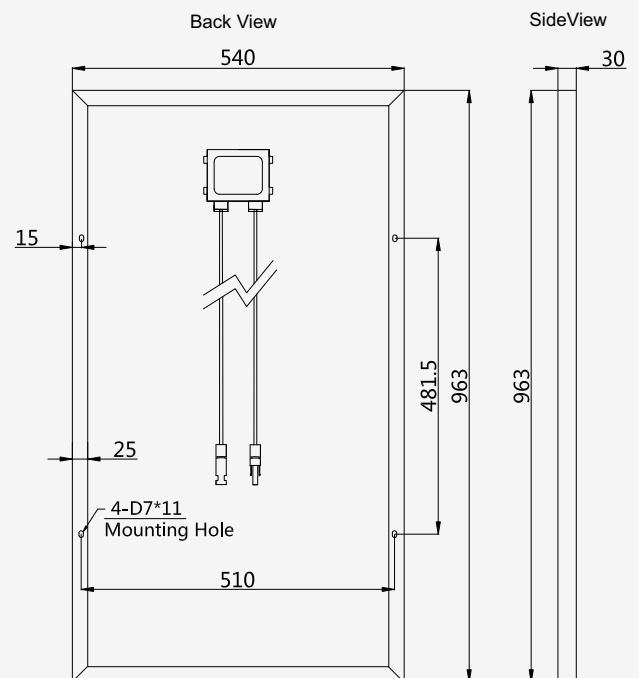
Standard Operating Conditions

| | |
|-------------------------------------|--------------------|
| Maximum system voltage (V) | 1000V |
| Temperature coefficients of Isc (%) | 0.05%/°C |
| Temperature coefficients of Voc (%) | -0.31%/°C |
| Temperature coefficients of Pm (%) | -0.41%/°C |
| NOCT(°C) | 45°C±2°C |
| Temperature range | -40°C to +85°C |
| Surface maximum load capacity | 60m/s (200kg/sq.m) |
| Series fuse rating | 8A |

Other Characteristics

| | |
|---------------------------------|-----------------------------------------------------|
| Junction box type | Ip65 rated |
| Connectors and cables type | 2.5mm ² |
| Length of cables (mm) | 750mm |
| Frame (material, corners, etc.) | Anodized aluminum alloy |
| Glass | High transmissivity low-iron 3.2 mm toughened glass |
| FF (%) | ≥75.2% |

Dimension



QUALIFICATIONS



IEC 61215 IEC 61730 RoHS



10 years material and workmanship guarantee

95% power output guarantee for 5 years
90% power output guarantee for 10 years
80% power output guarantee for 25 years

EverExceed will not accept responsibility for damage caused to other equipment

Contact EverExceed to receive our latest product information

