


# AstroSemi™

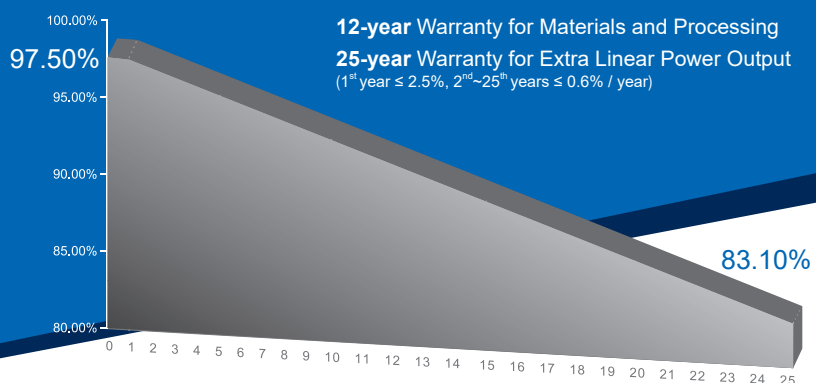
Incredible Power for Small Body



## 320W~330W

Monocrystalline PV Module

CHSM60M(BL)-HC Series (158.75)



### KEY FEATURES

- +5W OUTPUT POSITIVE TOLERANCE**  
Guaranteed 0~+5W positive tolerance ensures power output reliability.
- INNOVATIONAL HALF-CELL TECHNOLOGY**  
Improves the module output, decreases the risk of micro-crack, enhances the module reliability.
- INNOVATIVE PERC CELL TECHNOLOGY**  
Excellent cell efficiency and output.
- REDUCE SHADOW LOSS**  
Effectively reduces the effect of shadow on the module surface.
- REDUCE INTERNAL MISMATCH LOSS**  
Reduces mismatch loss and improves output.
- THE-STATE-OF-THE-ART APPEARANCE**  
Full black designed for a better aesthetic appearance and building integration.
- Anti PID PID RESISTANCE**  
Excellent PID resistance at 96 hours (@85°C /85%) test, and also can be improved to meet higher standards for the particularly harsh environment.

### COMPREHENSIVE CERTIFICATES



First solar company which passed the TUV Nord IEC/TS 62941 certification audit.

For Global Market



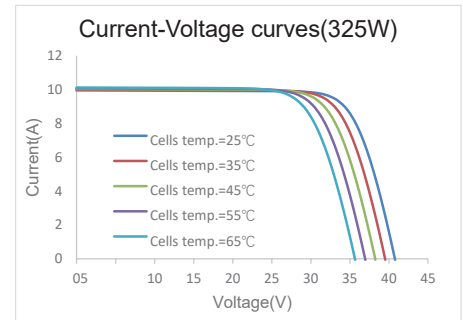
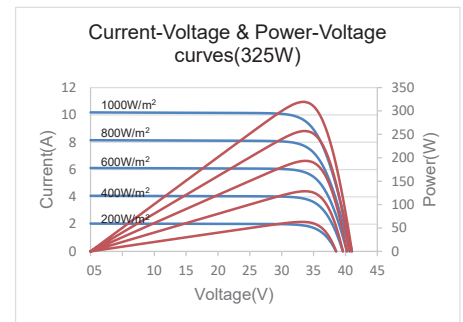
**ASTRONERGY**  
A CHNT COMPANY

## ELECTRICAL SPECIFICATIONS

STC rated output ( $P_{mpp}$ )*	320 Wp	325 Wp	330 Wp
Rated voltage ( $V_{mpp}$ ) at STC	33.68 V	33.93 V	34.17 V
Rated current ( $I_{mpp}$ ) at STC	9.50 A	9.58 A	9.66 A
Open circuit voltage ( $V_{oc}$ ) at STC	40.72 V	41.03 V	41.32 V
Short circuit current ( $I_{sc}$ ) at STC	9.98 A	10.06 A	10.14 A
Module efficiency	18.9%	19.2%	19.5%
Rated output ( $P_{mpp}$ ) at NMOT	238.6 Wp	242.4 Wp	246.1 Wp
Rated voltage ( $V_{mpp}$ ) at NMOT	31.39 V	31.63 V	31.85 V
Rated current ( $I_{mpp}$ ) at NMOT	7.60 A	7.66 A	7.73 A
Open circuit voltage ( $V_{oc}$ ) at NMOT	38.28 V	38.57 V	38.85 V
Short circuit current ( $I_{sc}$ ) at NMOT	8.03 A	8.09 A	8.16 A
Temperature coefficient ( $P_{mpp}$ )	- 0.3438%/°C		
Temperature coefficient ( $I_{sc}$ )	+0.0353%/°C		
Temperature coefficient ( $V_{oc}$ )	- 0.2722%/°C		
Nominal module operating temperature (NMOT)	44±2°C		
Maximum system voltage (IEC/UL)	1000V <sub>DC</sub>		
Number of diodes	3		
Junction box IP rating	IP 67		
Maximum series fuse rating	20 A		

STC: Irradiance 1000W/m<sup>2</sup>, Cell Temperature 25°C, AM=1.5  
 NMOT: Irradiance 800W/m<sup>2</sup>, Ambient Temperature 20°C, AM=1.5, Wind Speed 1m/s

## CURVE



## MECHANICAL SPECIFICATIONS

Outer dimensions (L x W x H)	1692 x 1002 x 35 mm 66.61 x 39.45 x 1.38 in
Frame technology	Aluminum, black anodized
Module composition	Glass / EVA / Backsheet (black)
Front glass thickness	3.2 mm / 0.13 in
Cable length (IEC/UL)	Portrait: 350 mm (13.78 in) Landscape: 1100 mm (43.31 in)
Cable diameter (IEC/UL)	4 mm <sup>2</sup> / 12 AWG
① Maximum mechanical test load	5400 Pa (front) / 2400 Pa (back)
Fire performance (IEC/UL)	Class C (IEC) or Type 1 (UL)
Connector type (IEC/UL)	MC4 compatible

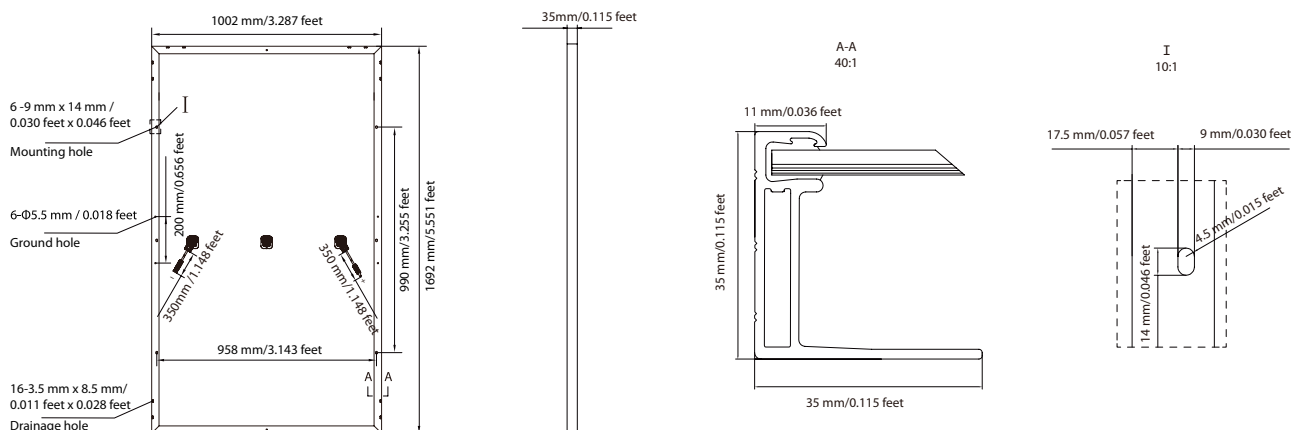
① Refer to Astronergy crystalline installation manual or contact technical department.  
 Maximum Mechanical Test Load=1.5×Maximum Mechanical Design Load.

## PACKING SPECIFICATIONS

① Weight (module only)	19.1 kg / 42.11 lbs
② Packing unit	31 pcs / box
Weight of packing unit (for 40'HQ container)	631 kg / 139 lbs
Number of modules per 40'HQ container	806 pcs

① Tolerance +/- 1.0kg  
 ② Subject to sales contract

## MODULE DIMENSION DETAILS



© Chint Solar (Zhejiang) Co., Ltd. Reserves the right of final interpretation. please contact our company to use the latest version for contract.