

# EliTe 1500V

## HIGH EFFICIENCY MODULE

ET-M672395WW/WB 395W


ET-M672390WW/WB 390W

ET-M672385WW/WB 385W

ET-M672380WW/WB 380W

ET-M672375WW/WB 375W

Knowing voltage increase as one of the effective methods to decrease line loss, ET's Product Department and R&D Team are devoted to developing high-efficient module while we are trying any probability of more power output by technology innovation like upgrading voltage level and decreasing line loss. ET 1500VDC Module is designed to realize a lower LCOE of the power plant, by allowing longer cable operation and longer string to pull down combiner-box quantity and narrow cable size.



1500

Designed for compatible with advanced high voltage 1500V solar plant



Significant saving on BoS cost



Extending string length up to 50%



Enhanced module durability



Higher system performance

IEC 61215 Ed.2  
IEC 61730



ET SOLAR

Tel: +86 25 86898096

Fax: +86 25 86898097

**ET** Solar

M/ET-PD-EN-EU2019V2

## ELECTRICAL SPECIFICATIONS

Model Type	ET-M672395WW	ET-M672390WW	ET-M672385WW	ET-M672380WW	ET-M672375WW
	ET-M672395WB	ET-M672390WB	ET-M672385WB	ET-M672380WB	ET-M672375WB
Peak Power (Pmax)	395W	390W	385W	380W	375W
Module Efficiency	20.25%	20.00%	19.74%	19.48%	19.23%
Maximum Power Voltage (Vmp)	41.25V	40.94V	40.65V	40.33V	40.02V
Maximum Power Current (Imp)	9.58A	9.53A	9.5A	9.43A	9.37A
Open Circuit Voltage (Voc)	49.51V	49.33V	49.13V	48.9V	48.68V
Short Circuit Current (Isc)	10.4A	10.31A	10.19A	10.08A	9.97A
Power Tolerance	0 to +5W				
Operating Temperature	- 40 ~ + 85°C				
Maximum System Voltage	DC 1500V				
Nominal Operating Cell Temperature	45±2°C				
Fire Safety	Class C				
Maximum Series Fuse Rating	20A				

## MECHANICAL SPECIFICATIONS

Cell Type	156.75mm x 156.75mm
Number of Cells	72 cells in series
Weight	22.6 kg (49.82 lbs)
Dimension	1966×992×40mm (77.40×39.06×1.58 inch)
Max Load	5400 Pascals ( 112 lb/ft <sup>2</sup> )
Junction Box	IP67 rated
Connector	MC4 Compatible
Output cable	4mm <sup>2</sup>

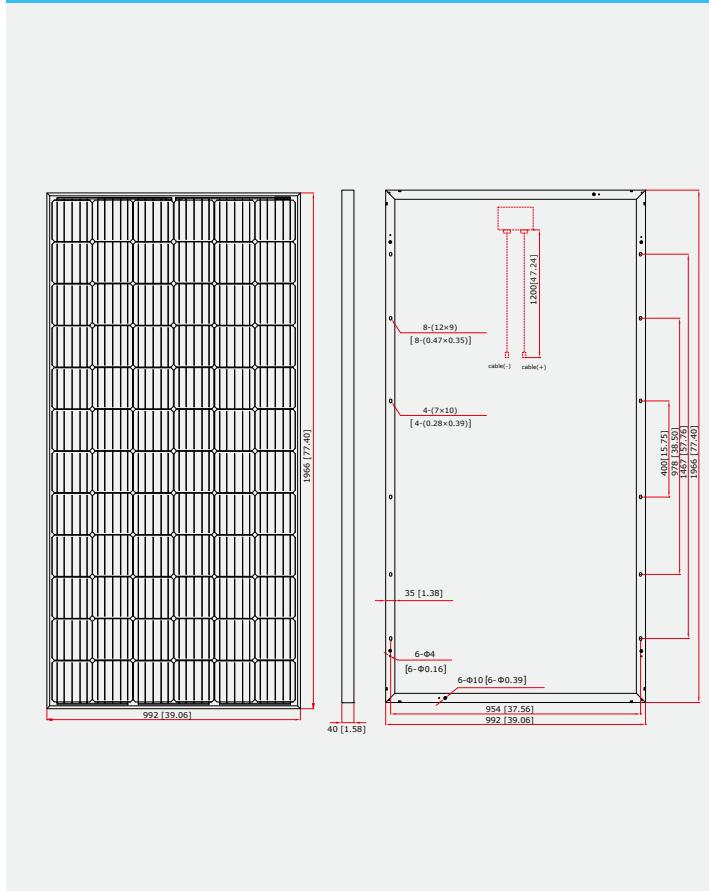
## TEMPERATURE COEFFICIENT

Temp. Coeff. of Isc (TK Isc)	0.05% /°C
Temp. Coeff. of Voc (TK Voc)	-0.30% /°C
Temp. Coeff. of Pmax (TK Pmax)	-0.42% /°C

## PACKING MANNER

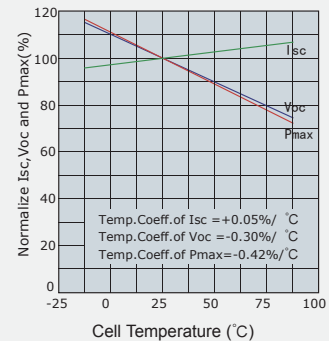
Container	40' HQ
Pieces per Pallet	27
Pieces per Container	708

## PHYSICAL CHARACTERISTICS Unit:mm (inch)

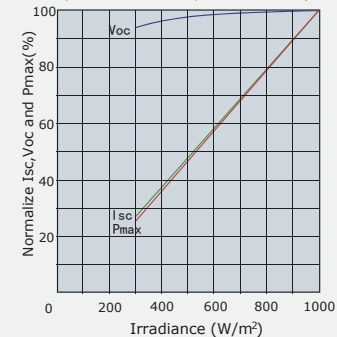


## ELECTRICAL CHARACTERISTICS

### Temperature Dependence of Isc, Voc and Pmax



### Irradiance Dependence of Isc, Voc and Pmax (AM1.5, Cell Temperature 25°C)



**Note:** the specifications are obtained under the Standard Test Conditions (STCs): 1000 W/m<sup>2</sup> solar irradiance, 1.5 Air Mass, and cell temperature of 25°C. The NOCT is obtained under the Test Conditions: 800 W/m<sup>2</sup>, 20°C ambient temperature, 1m/s wind speed, AM 1.5 spectrum.

Please contact [support@etsolar.com](mailto:support@etsolar.com) for technical support. The actual transactions will be subject to the contracts. This parameters is for reference only and it is not a part of the contracts. The specifications are subject to change without prior notice.