




E-Series Modules

Monocrystalline Solar Modules

Peak Power: 280-290Wp



High Quality

- Powered by TSEC premium grade solar cells.
- PID free by adopting TSEC PID free solar cells plus PID resistant materials.

High Reliability

- Snow Pressure (Mechanical loading) up to 10,000 pa (Optional)
- Snow and wind pressure (Mechanical loading) up to 5,400 pa
- PID resistance up to 1000hrs by TÜV Rheinland.
- Salt mist corrosion testing up to 56 days by ITRI, follow severity 6 in IEC 60068-2-52 standard.

Strict Quality Control

- Current sorting for hot spot protection.
- 3-stage EL tests at pre-lamination, before framing and before delivery.

Module Characteristics

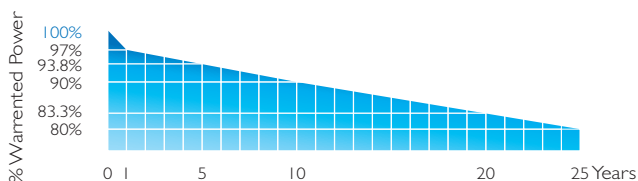
Dimension	1,649 × 993 × 40 mm
Weight	18.5 Kg

Certifications

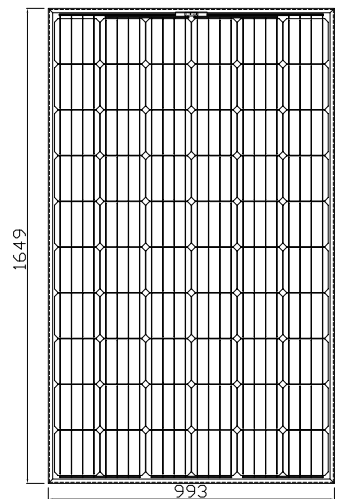
- TÜV Rheinland IEC 61215:2005、IEC 61730-1:2004&IEC 61730-2:2004
- CE / MCS / ETL UL-1703
- ISO 9001:2008 Quality management system
- ISO 14001:2004 Standards for environmental management system
- ISO 50001:2011 Energy management system
- OHSAS 18001:2007 International standards for occupational health and safety

Warranty

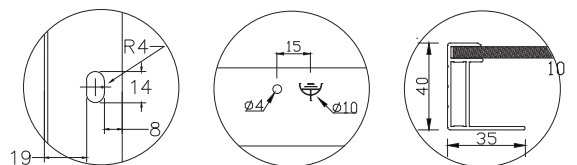
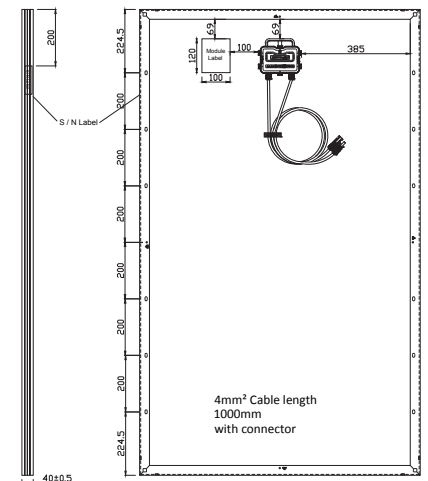
- 10-year materials and workmanship warranty.
- 25-year linear power warranty.



Module Front Side (4BB)



Module Rear Side



E-Series 290W

Monocrystalline Solar Module



Make the best better.

www.tsecpv.com

Performance Under Standard Test Conditions

Model Name		TS60-6M3-280	TS60-6M3-285	TS60-6M3-290
Max. power at STC	P_{max} W	280	285	290
Max. power voltage	V_{mp} V	31.90	32.28	32.64
Max. power current	I_{mp} A	8.80	8.85	8.91
Open circuit voltage	V_{oc} V	39.56	39.98	40.36
Short circuit current	I_{sc} A	9.46	9.50	9.55
F.F. (%)	%	75.01%	75.22%	75.45%
Module Conversion Eff.	%	17.10%	17.41%	17.71%
Module Effective Conversion Eff.	%	19.10%	19.44%	19.78%

* Standard Test Condition(1,000W/m²,25°C,AM 1.5)

* Module Conversion Eff. (%) = [Max power at STC(w) / (Solar Module Area(m²) × 1000 (w/m²))] × 100%

* Module Effective Conversion Eff. (%) = [Max power at STC(w) / (Solar Cell Total Area(m²) × 1000 (w/m²))] × 100%

Thermal Characteristics

Normal Operating cell temperature	NOCT	°C	45±2
TC I _{sc}	α _{Isc}	%/°C	+0.05
TC V _{oc}	β _{Voc}	%/°C	-0.32
TC P _{max}	γ	%/°C	-0.44

Component Material

Cell type	Monocrystalline / 156.75 × 156.75mm (156×156 mm)
Cell per module	4BB / 60 pcs
Front	Low-iron glass / Tempered
Encapsulant Film	Ethylene Vinyl Acetate(EVA)
Rear	Backsheet
Frame	6063T5 Anodized aluminum (silver/black)
Junction Box	IP67
Connector	MC4 Compatible
Cable	1000mm / 12 AWG / 4mm ²

System Integration Parameters

Max. system voltage	1000V
Module fire resistance class	Class C
Application class (Safety class II)	Class A
series fuse rating	15 A
Number of bypass diodes	3
Max. mechanical load	5,400Pa
	10,000Pa (By ITRI, Optional)
Temperature range	-40 to +85°C

TSEC Corporation

Taipei Headquarters

8F., No.225, Sec3, Beixin Rd., Xindian Dist., New Taipei City
231, Taiwan, R.O.C T +886-2-2912-2199
F +886-2-2917-5399 M taiwan.sales@tsecpv.com(EPC Business)
epc@tsecpv.com(EPC Engineering)

Hsinchu Plant

No.85, Guangfu N. Rd., Hukou Township, Hsinchu County 30351,
Taiwan, R.O.C. (Hsinchu Industrial Park)
T +886-3-696-0707 F +886-3-696-0708

Overseas Bases

TSEC America Inc.

1235 N Harbor Blvd Ste 240 Fullerton, CA 92832, U.S.A.
T 1-714-449-0966 M Occident@tsecpv.com

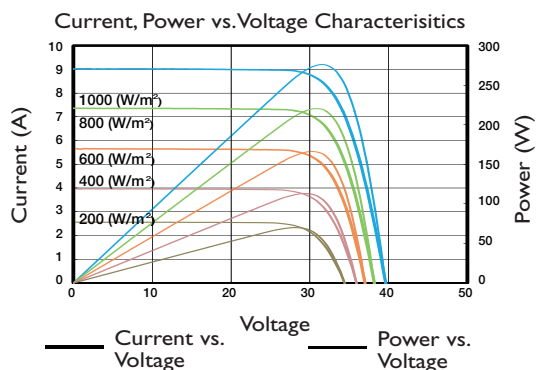
RiTS Solar B. V.

Keurmeesterstraat 24, 2984BA Ridderkerk, The Netherlands.
T +31-180-229180 F +31-180-229189 M info@rits-solar.com

TSEC Thailand Office

279, Srinakarin Rd., Nong Bon, Prawet, Bangkok 10250 Thailand.
(279 ถนนศรีนครินทร์ แขวงหนองบอน เขตประเวศ กรุงเทพฯ 10250)
T +66-2747-3999 ext.313 F +66-2747-3133 M southasia@tsecpv.com

IV Curve



* The information in this document is subject to change without notice.
* TSEC reserves the rights of final interpretation and revision of datasheet.
Version: April 2017.