

ZXM6-LDD72 Series

Znshinesolar 5BB P-type High Efficiency Monocrystalline Bifacial Double Glass Module



72

Mono Poly Solutions


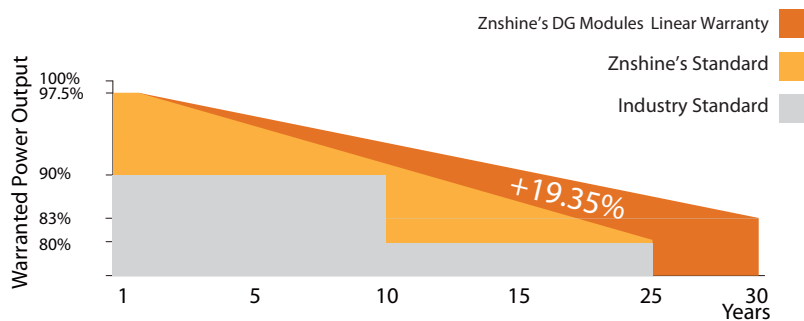
370W | 375W | 380W | 385W | 390W | 395W

Made with selected materials and components to grant quality, duration, efficiency and through outputs, the ZXM6-LDD72 double glass modules by ZNSHINE SOLAR feature have both decorative and shading functions. They represent the perfect choice for BIPV and BAPV construction applications. This allows you to produce clean energy while reducing your energy bill.

ZNSHINE SOLAR' S ZXM6-LDD72 double glass solar modules are tested and approved by international acknowledged laboratories, so that we can offer our customers a reliable and price-quality optimized product.

12 years product warranty/30 years output warranty

0.5% Annual Degradation over 30 years



Bifacial technology

Enables additional energy harvesting from rear side (up to 25%)



High Efficiency

Graphene coating can increase about 2W of the module efficiency by rising around 0.5% of the light transmission



Anti PID

Limited power degradation of ZXM6-LDD72 module caused by PID effect is guaranteed under strict testing condition for mass production



Lower Micro-crack Risk

No internal stress from the symmetrical P-Bifacial cell scheme



Higher Reliability

Successfully passed various strict tests
6 Salt Mist Corrosion Test / Triple IEC Test
Triple PID Test



Better Weak Illumination Response

Lower temperature coefficient and wide spectral response, higher power output, even under low-light settings



ZNShine PV-Tech Co., LTD, founded in 1988, is a world-leading high-performance PV module manufacturer, PV power station developer, EPC and power station operator. With its state-of-the-art production lines, the company boasts module output of 5GW. Bloomberg has listed ZNShine as a global Tier 1 PV manufacturer and Top 4 reliable PV supplier.

www.znshinesolar.com

ELECTRICAL PROPERTIES | STC*

Module Type	ZXM6-LDD72 -370/M	ZXM6-LDD72 -375/M	ZXM6-LDD72 -380/M	ZXM6-LDD72 -385/M	ZXM6-LDD72 -390/M	ZXM6-LDD72 -395/M
Nominal Power Watt Pmax(W)	370	375	380	385	390	395
Power Output Tolerance Pmax(%)	0~+3	0~+3	0~+3	0~+3	0~+3	0~+3
Maximum Power Voltage Vmp(V)	39.7	39.9	40.1	40.3	40.5	40.7
Maximum Power Current Imp(A)	9.32	9.40	9.48	9.56	9.63	9.71
Open Circuit Voltage Voc(V)	47.9	48.1	48.3	48.5	48.7	48.9
Short Circuit Current Isc(A)	9.78	9.87	9.96	10.05	10.14	10.23
Module Efficiency (%)	18.33	18.58	18.83	19.08	19.33	19.57

*STC (Standard Test Condition): Irradiance 1000W/m², Module Temperature 25°C, AM 1.5
 *The data above is for reference only and the actual data is in accordance with the practical testing

ELECTRICAL PROPERTIES | NMOT*

Maximum Power Pmax(Wp)	273.7	277.3	281.0	284.8	288.3	292.1
Maximum Power Voltage Vmpp(V)	36.7	36.9	37.0	37.2	37.3	37.5
Maximum Power Current Impp(A)	7.46	7.52	7.59	7.66	7.73	7.80
Open Circuit Voltage Voc(V)	44.3	44.5	44.6	44.8	45.0	45.2
Short Circuit Current Isc(A)	7.92	7.99	8.06	8.14	8.21	8.28

*NMOT(Nominal module operating temperature):Irradiance 800W/m², Ambient Temperature 20°C, AM 1.5, Wind Speed 1m/s
 *The data above is for reference only and the actual data is in accordance with the practical testing

Electrical characteristics with 25% rear side power gain

Front power Pmax/W	370	375	380	385	390	395
Total power Pmax/W	463	469	475	481	488	494
Vmp/V(Total)	39.8	40.0	40.2	40.4	40.6	40.8
Imp/A(Total)	11.64	11.73	11.82	11.91	12.02	12.11
Voc/V(Total)	48.0	48.2	48.4	48.6	48.8	49.0
Isc/A(Total)	12.22	12.30	12.38	12.46	12.54	12.63

TEMPERATURE RATINGS

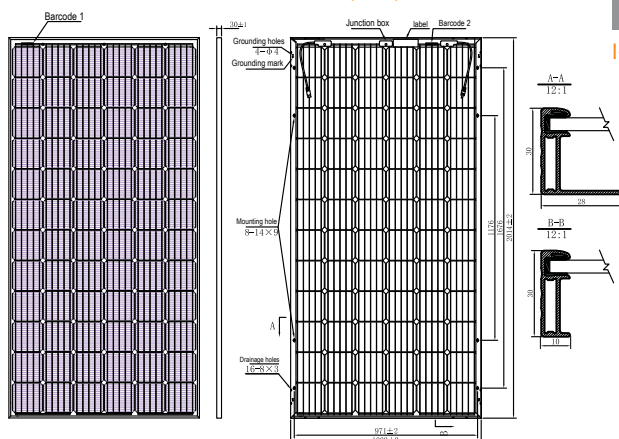
NMOT	45°C ±2°C
Temperature coefficient of Pmax	-0.37%/°C
Temperature coefficient of Voc	-0.29%/°C
Temperature coefficient of Isc	0.05%/°C
Refer.Bifacial Factor	70±5%

*Do not connect Fuse in Combiner Box with two or more strings in parallel connection

WORKING CONDITIONS

Maximum system voltage	1500 V DC
Operating temperature	-40°C~+85°C
Maximum series fuse	20 A
Maximum load(snow/wind)	5400 Pa / 2400 Pa

DIMENSION OF THE PV MODULE (mm)



MECHANICAL DATA

Solar cells	Mono 158.75×158.75 mm
Cells orientation	72 (6×12)
Module dimension	2014×1002×30 mm(With Frame)
Weight	26 kg
Glass	2.0mm+2.0mm heat strengthened glass
Junction box	IP 68, 3 diodes
Cables	4 mm ² , 350 mm
Connectors	MC4-compatible

PACKAGING INFORMATION

Packing Type	40' HQ
Piece/Box	36
Piece/Container	792

I-V CURVES OF THE PV MODULE

