

Black Shark Series

JHM4/60BH



JingHua Energy High Efficiency Monocrystalline Half-cut Cell Solar Module

No. of cells
120 CELL

Power Output Range
355-370W

Maximum System Voltage
1500V

Maximum Efficiency
20.00%



High Output Power

The use of high quality cell and half-cell PERC technology enables modules up to 370W



High Reliability

Products through a variety of harsh environmental testing



The State Of The Art Appearance

Full black designed for a better aesthetic appearance and building integration



Reduce Shadow Loss

Effectively reduces the effect of shadow on the module surface



Better Micro Crack Resistance

Minimize the impact by micro crack by limiting cell damage and potentially extending area

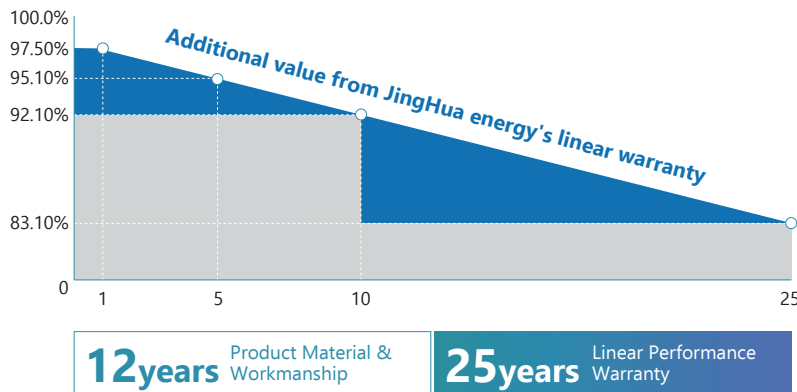


Excellent Anti-PID Performance

2 times of industry standard Anti-PID test by TUV
(85°C/85%RH , 192h)



LINEAR PERFORMANCE WARRANTY

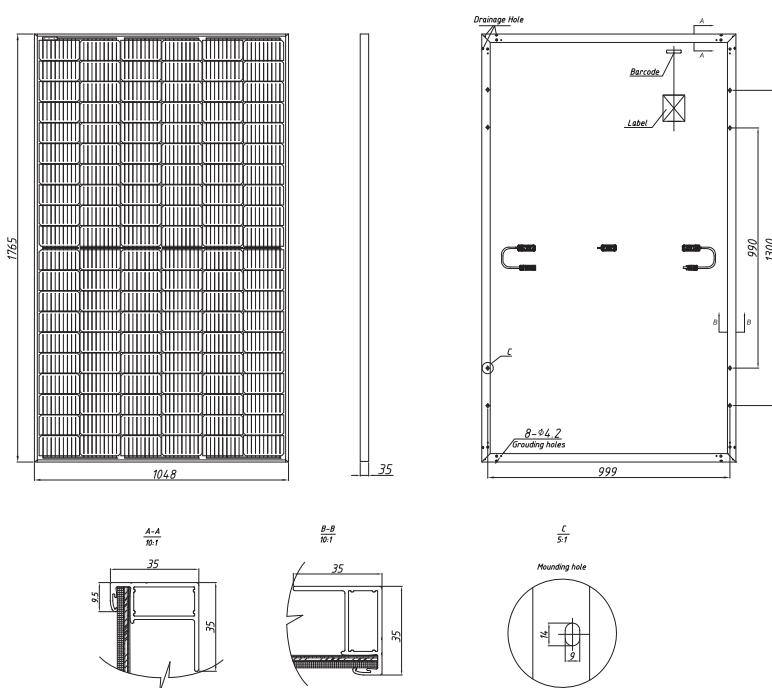


Comprehensive Products and System Certificates

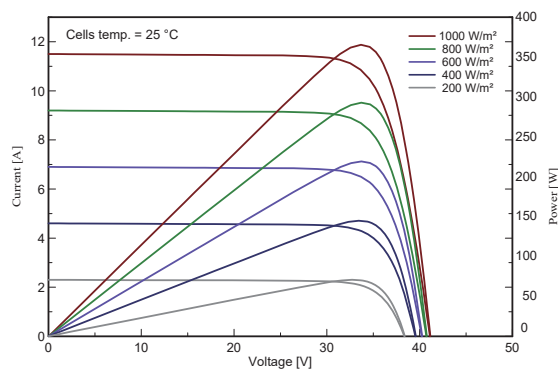


IEC61215/61730:2016
IEC62804(PID free)
IEC62716(Ammonia)
IEC61701(Salt fog)
ISO9001/14001/45001

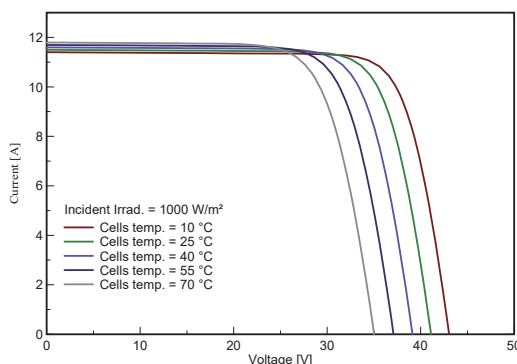
Module Dimension [mm]



I-V/P-V Curve at Different Irradance (365W)



I-V Curve at Different Working Temperature (365W)



ELECTRICAL DATA

Module Type	JHM4/60BH355		JHM4/60BH360		JHM4/60BH365		JHM4/60BH370	
	STC	NMOT	STC	NMOT	STC	NMOT	STC	NMOT
Peak Power (Pmax) (W)	355	266	360	270	365	274	370	277
Maximum Power Voltage (Vmp) (V)	33.5	31.2	33.7	31.4	33.9	31.6	34.1	31.8
Maximum Power Current (Imp) (A)	10.60	8.79	10.68	8.59	10.77	8.66	10.85	8.73
Open-circuit Voltage (Voc) (V)	40.7	38.6	40.9	38.7	41.1	38.9	41.3	39.1
Short-circuit Current (Isc) (A)	11.30	9.13	11.40	9.21	11.50	9.29	11.60	9.37
Module Efficiency	19.19%		19.46%		19.73%		20.00%	
Operating Temperature	-40°C~+85°C							
Maximum System Voltage	1500V							
Maximum Series Fuse Rating	20A							
Protection Class	Class II							
Power tolerance	0~+5W							

*STC (Standard Test Condition): Irradiance 1000W/m², Module Temperature 25°C, AM 1.5

*NMOT (Under Nominal Module Operating Temperature), Irradiance of 800W/m², Spectrum AM 1.5, Ambient Temperature 20°C, Wind Speed 1m/s

MECHANICAL DATA

Cell Type	Mono-Crystalline
Cell Arrangement	120pcs (2×(6×10))
Dimension (L×W×H)	1765×1048×35mm
Weight	19.8kg
Front Cover	3.2mm Tempered Glass
Frame	Anodized Aluminium Alloy
Junction Box	IP68, 3 Bypass Diodes
Cable	4mm ² /300mm
Connector	Staubli EVO2 or Compatible
Snow/Wind Load	5400Pa/2400Pa

*JingHua reserves the right to make any adjustment to the information described herein at any time without notice. Please always obtain the most recent version of the datasheet which shall be duly incorporated into the binding contract made by the parties governing all transactions related to the purchase and sale of the products described herein.

*Power measurement tolerance: ±3%

TEMPERATURE CHARACTERISTICS

Temperature coefficient of Pmax	-0.38%
Temperature coefficient of Voc	-0.30%
Temperature coefficient of Isc	0.06%
NMOT	44±2°C

PACKING MANNER

Packing Type	40HQ
Piece/Pallet	31
Pallet/Container	26
Piece/Container	806