
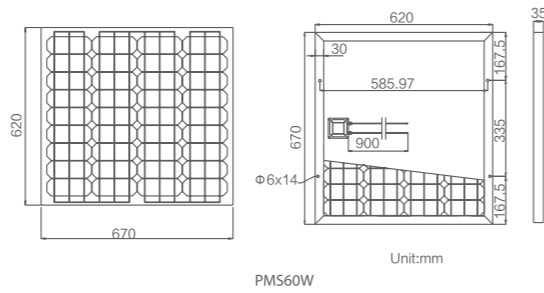


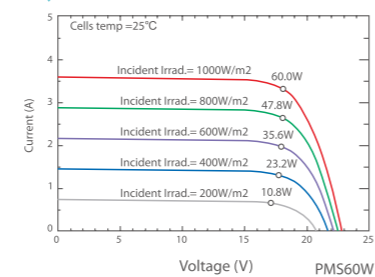
MONOCRYSTALLINE SOLAR MODULE 55-75W



Engineering Drawings



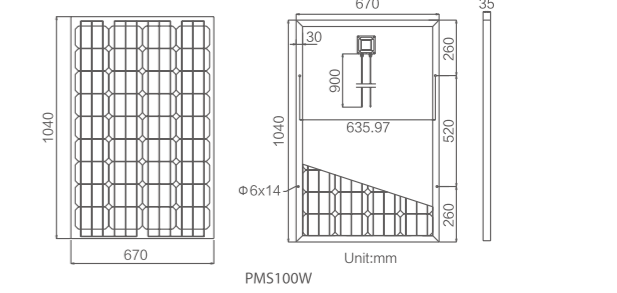
Current-Voltage Curves



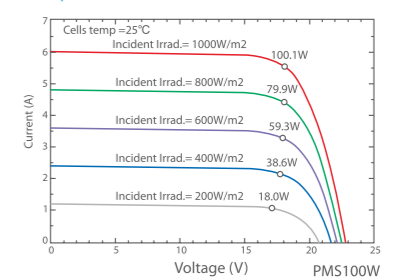
MONOCRYSTALLINE SOLAR MODULE 80-100W



Engineering Drawings



Current-Voltage Curves



TECHNICAL SPECIFICATIONS

Model	SMS55W	SMS60W	SMS65W	SMS70W	SMS75W					
Electrical Characteristics 电性能										
	STC	NOCT	STC	NOCT	STC	NOCT	STC	NOCT	STC	NOCT
Maximum Power (Pmax)	55Wp	41Wp	60Wp	44Wp	65Wp	48Wp	70Wp	52Wp	75Wp	55Wp
Maximum Power Voltage (Vmpp)	18.0V	16.8V	18.0V	16.8V	18.0V	16.8V	18.0V	16.8V	18.0V	16.8V
Maximum Power Current (Impp)	3.06A	2.44A	3.33A	2.63A	3.61A	2.86A	3.89A	3.10A	4.17A	3.28A
Open Circuit Voltage (Voc)	22.5V	21.2V	22.5V	21.2V	22.5V	21.2V	22.5V	21.2V	22.5V	21.2V
Short Circuit Current (Isc)	3.30A	2.66A	3.60A	2.92A	3.90A	3.16A	4.20A	3.40A	4.50A	3.64A
Power Tolerance(Positive)	5%		5%		5%		5%		5%	
Module Efficiency STC	13.68%		14.44%		14.48%		14.51%		14.73%	
Operating Temperature Range	-40°C to +85°C									
Maximum System Voltage	1000V									
Series Fuse Rating	12A									
Temperature Coefficient of Pmax	-0.44 %/°C									
Temperature Coefficient of Voc	-0.33 %/°C									
Temperature Coefficient of Isc	0.055 %/°C									
Nominal Operating Cell Temperature(NOCT)	45 ± 2°C									
Mechanical Characteristics 机械性能										
Cell Type	Monocrystalline 156x156 mm									
Cell Number	36 (4x9)									
Dimensions (mm)	670x600x35	670x620x35	670x670x35	670x720x35	670x760x35					
Weight(Kgs)	5.00	5.10	5.50	5.85	6.20					
Front Glass	3.2 mm, High Transmission, Low Iron, Tempered Glass									
Frame Type	Anodized Aluminium Alloy									
Junction Box Protection Class	IP 67 Rated									
Connector Type	MC4									
Output Cables	2.5 mm ² , Length: 900 mm									

TECHNICAL SPECIFICATIONS

Model	SMS80W	SMS85W	SMS90W	SMS95W	SMS100W					
Electrical Characteristics 电性能										
	STC	NOCT	STC	NOCT	STC	NOCT	STC	NOCT	STC	NOCT
Maximum Power (Pmax)	80Wp	60Wp	85Wp	62Wp	90Wp	66Wp	95Wp	70Wp	100Wp	73Wp
Maximum Power Voltage (Vmpp)	18.0V	16.8V	18.0V	16.8V	18.0V	16.8V	18.0V	16.8V	18.0V	16.8V
Maximum Power Current (Impp)	4.44A	3.57A	4.72A	3.71A	5.00A	3.93A	5.28A	4.17A	5.56A	4.36A
Open Circuit Voltage (Voc)	22.5V	21.2V	22.5V	21.2V	22.5V	21.2V	22.5V	21.2V	22.5V	21.2V
Short Circuit Current (Isc)	4.80A	3.88A	5.10A	4.12A	5.40A	4.36A	5.70A	4.60A	6.00A	4.84A
Power Tolerance(Positive)	5%		5%		5%		5%		5%	
Module Efficiency STC	14.56%		14.42%		14.44%		14.62%		14.35%	
Operating Temperature Range	-40°C to +85°C									
Maximum System Voltage	1000V									
Series Fuse Rating	15A									
Temperature Coefficient of Pmax	-0.44 %/°C									
Temperature Coefficient of Voc	-0.33 %/°C									
Temperature Coefficient of Isc	0.055 %/°C									
Nominal Operating Cell Temperature(NOCT)	45 ± 2°C									
Mechanical Characteristics 机械性能										
Cell Type	Monocrystalline 156x156 mm									
Cell Number	36 (4x9)									
Dimensions (mm)	670x820x35	670x880x35	670x930x35	670x970x35	670x1040x35					
Weight(Kgs)	6.60	7.15	7.40	7.70	8.25					
Front Glass	3.2 mm, High Transmission, Low Iron, Tempered Glass									
Frame Type	Anodized Aluminium Alloy									
Junction Box Protection Class	IP 67 Rated									
Connector Type	MC4									
Output Cables	2.5 mm ² , Length: 900 mm									