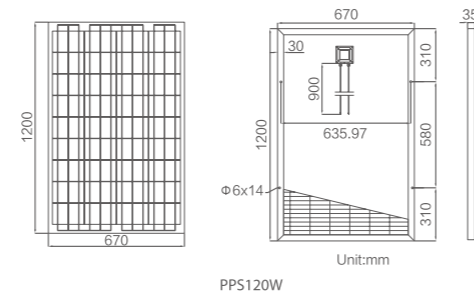


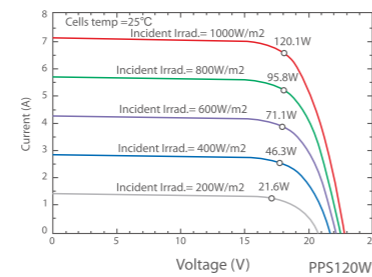
POLYCRYSTALLINE SOLAR MODULE 105-125W



Engineering Drawings



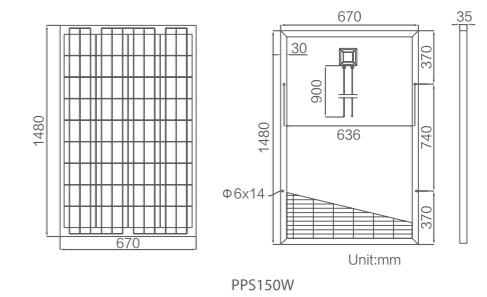
Current-Voltage Curves



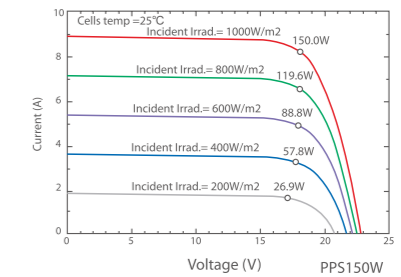
POLYCRYSTALLINE SOLAR MODULE 130-150W



Engineering Drawings



Current-Voltage Curves



TECHNICAL SPECIFICATIONS

Model	SPS105W	SPS110W	SPS115W	SPS120W	SPS125W					
Electrical Characteristics 电性能										
	STC	NOCT	STC	NOCT	STC	NOCT	STC	NOCT	STC	NOCT
Maximum Power (Pmax)	105Wp	77Wp	110Wp	81Wp	115Wp	84Wp	120Wp	88Wp	125Wp	92Wp
Maximum Power Voltage (Vmpp)	18.0V	16.8V	18.0V	16.8V	18.0V	16.8V	18.0V	16.8V	18.0V	16.8V
Maximum Power Current (Impp)	5.83A	4.58A	6.11A	4.82A	6.39A	5.01A	6.67A	5.24A	6.94A	5.48A
Open Circuit Voltage (Voc)	22.5V	21.2V	22.5V	21.2V	22.5V	21.2V	22.5V	21.2V	22.5V	21.2V
Short Circuit Current (Isc)	6.30A	5.08A	6.60A	5.32A	6.90A	5.56A	7.20A	5.80A	7.50A	6.04A
Power Tolerance(Positive)	5%		5%		5%		5%		5%	
Module Efficiency STC	14.25%		14.40%		14.67%		14.93%		15.05%	
Operating Temperature Range	-40°C to +85°C									
Maximum System Voltage	1000V									
Series Fuse Rating	15A									
Temperature Coefficient of Pmax	-0.44 %/°C									
Temperature Coefficient of Voc	-0.33 %/°C									
Temperature Coefficient of Isc	0.055 %/°C									
Nominal Operating Cell Temperature(NOCT)	45 ± 2°C									
Mechanical Characteristics 机械性能										
Cell Type	Polycrystalline 156x156 mm									
Cell Number	36 (4x9)									
Dimensions (mm)	670x1100x35	670x1140x35	670x1170x35	670x1200x35	670x1240x35					
Weight(Kgs)	8.70	8.90	9.20	9.34	9.65					
Front Glass	3.2 mm, High Transmission, Low Iron, Tempered Glass									
Frame Type	Anodized Aluminium Alloy									
Junction Box Protection Class	IP 67 Rated									
Connector Type	MC4									
Output Cables	2.5 mm ² , Length:900 mm									

TECHNICAL SPECIFICATIONS

Model	SPS130W	SPS135W	SPS140W	SPS145W	SPS150W					
Electrical Characteristics 电性能										
	STC	NOCT	STC	NOCT	STC	NOCT	STC	NOCT	STC	NOCT
Maximum Power (Pmax)	130Wp	95Wp	135Wp	99Wp	140Wp	102Wp	145Wp	106Wp	150Wp	110Wp
Maximum Power Voltage (Vmpp)	18.0V	16.8V	18.0V	16.8V	18.0V	16.8V	18.0V	16.8V	18.0V	16.8V
Maximum Power Current (Impp)	7.22A	5.66A	7.50A	5.93A	7.78A	6.09A	8.06A	6.31A	8.33A	6.55A
Open Circuit Voltage (Voc)	22.5V	21.2V	22.5V	21.2V	22.5V	21.2V	22.5V	21.2V	22.5V	21.2V
Short Circuit Current (Isc)	7.80A	6.28A	8.10A	6.52A	8.40A	6.76A	8.70A	7.00A	9.00A	7.24A
Power Tolerance(Positive)	5%		5%		5%		5%		5%	
Module Efficiency STC	15.16%		14.93%		14.93%		15.48%		15.13%	
Operating Temperature Range	-40°C to +85°C									
Maximum System Voltage	1000V									
Series Fuse Rating	15A									
Temperature Coefficient of Pmax	-0.44 %/°C									
Temperature Coefficient of Voc	-0.33 %/°C									
Temperature Coefficient of Isc	0.055 %/°C									
Nominal Operating Cell Temperature(NOCT)	45 ± 2°C									
Mechanical Characteristics 机械性能										
Cell Type	Polycrystalline 156x156 mm									
Cell Number	36 (4x9)									
Dimensions (mm)	670x1280x35	670x1350x35	670x1400x35	670x1400x35	670x1480x35					
Weight(Kgs)	10.00	10.30	10.45	10.60	10.85					
Front Glass	3.2 mm, High Transmission, Low Iron, Tempered Glass									
Frame Type	Anodized Aluminium Alloy									
Junction Box Protection Class	IP 67 Rated									
Connector Type	MC4									
Output Cables	2.5 mm ² , Length:900 mm									