


HCM60X9

325~345W

Half-Cell High Efficiency PV Module



Comprehensive Products and System Certificates

IEC 61215 / IEC 61730 / CE / JPEA / FIDE / INMETRO

ISO 9001: 2015 / Quality management system

ISO 14001: 2015 / Standards for environmental management system

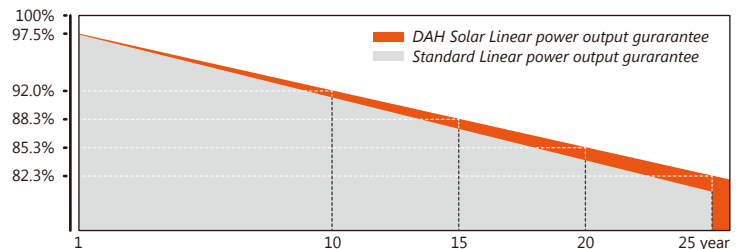
OHSAS 18001: 2007 / International standards for occupational health & safety



Quality Guarantee

12-year Material & technology warranty

25-year Linear power output warranty



Max Module Efficiency

20.45%




Half-cell & High eff.

9BB Half-cell technology, Higher output power



Less Shading Effect

Unique circuit design, Minimize shading effect



Lower Temperature

Lower temperature coefficient, Lower hot spot temperature



Weather Resistance

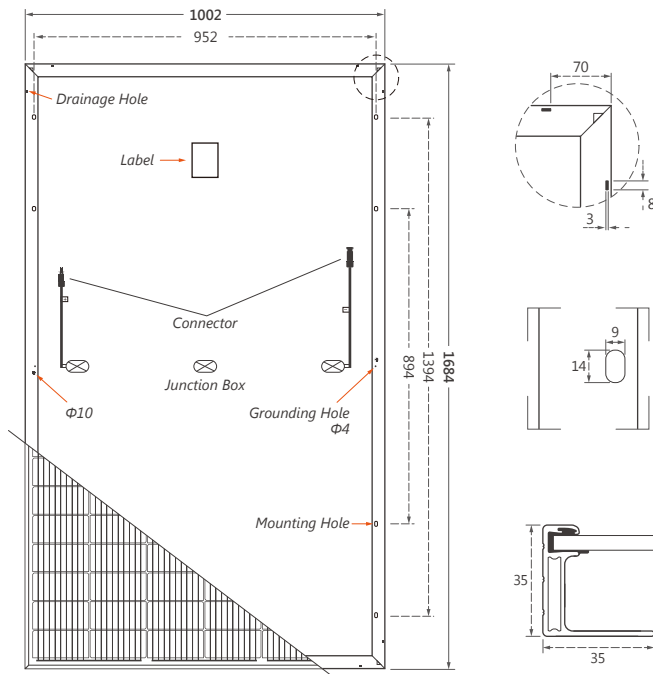
Pass Anti PID test. 100% double EL test, Minimizes micro-cracks



T6 Frame

T6 frame, better mechanical load, safer and more stable

Design



Mechanical Specification

Cells Type	Mono 158.75×79.375mm
Weight	19kg
Dimension (L×W×T)	1684×1002×35mm
Cable	4.0mm ² , Portrait: 300mm(+)/400mm(-) Landscape: 1000mm(+)/1000mm(-)
No. of Cells	120 (6×20)
Packing	31pcs/pallet, 372pcs/20GP, 858pcs/40HQ
Glass	3.2 mm High Transmission, Antireflection Coating
Junction box	IP68, 3 Bypass Diodes
Connector	QC4 or MC4 Compatible

Operating Parameters

Maximum system voltage	1000V/1500V DC
Operating Temperature	-40 ~ +85°C
Maximum series fuse rating	20A
Snow load, frontside	5400Pa
Wind load, backside	2400Pa
Nominal operating cell temperature	45°C±2°C
Application level	Class A

Electrical Characteristics(STC)

Module Type	HCM60X9-325W	HCM60X9-330W	HCM60X9-335W	HCM60X9-340W	HCM60X9-345W
Maximum Power (Pmax)	325W	330W	335W	340W	345W
Open-circuit Voltage (Voc)	40.4V	40.6V	40.8V	41.0V	41.2V
Maximum Power Voltage (Vmp)	33.5V	33.7V	33.9V	34.1V	34.3V
Short-circuit Current (Isc)	10.27A	10.33A	10.39A	10.46A	10.53A
Maximum Power Current (Imp)	9.71A	9.80A	9.89A	9.98A	10.06A
Module Efficiency (%)	19.26%	19.56%	19.85%	20.15%	20.45%
Power Tolerance	0~+5W				
Temperature Coefficient of Isc	0.05%/°C				
Temperature Coefficient of Voc	-0.29%/°C				
Temperature Coefficient of Pmax	-0.37%/°C				
Standard Test Environment	Irradiance 1000W/m ² , Cell temperature 25°C, Spectrum AM1.5				

Electrical Characteristics(NOCT)

Module Type	HCM60X9-325W	HCM60X9-330W	HCM60X9-335W	HCM60X9-340W	HCM60X9-345W
Maximum Power (Pmax)	245W	249W	253W	257W	261W
Open-circuit Voltage (Voc)	39.4V	39.7V	40.1V	40.4V	40.7V
Maximum Power Voltage (Vmp)	32.1V	32.4V	32.7V	33.0V	33.3V
Short-circuit Current (Isc)	8.11A	8.18A	8.22A	8.28A	8.32A
Maximum Power Current (Imp)	7.63A	7.69A	7.74A	7.79A	7.84A
Standard Test Environment	Irradiance 800W/m ² , Cell temperature 20°C, Spectrum AM1.5, Wind speed 1m/s				