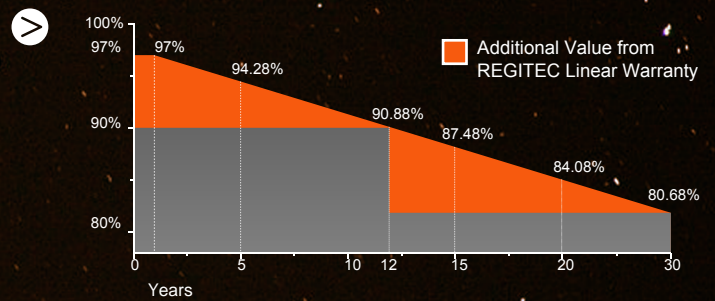


➤ **RMH72-410~425AB1**
410~425 Watt










166mm 144Cells ALL BLACK PV Module

➤ **25** years product warranty




30 years performance warranty



➤ **PRODUCT FEATURE**

- 
 High transmissivity, low-iron tempered glass.
- 
 Using high efficiency mono solar cells
- 
 Excellent performance in low-light environments
- 
 High quality junction box and connector systems
- 
 100% inspection, to guarantee the reliability of solar systems
- 
 Anti LID
- 
 Anti PID
- 
 Lower temperature coefficient
- 
 Quality RFID Tracking

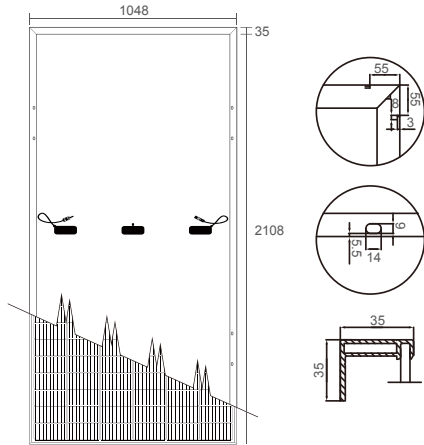
➤ **MANAGEMENT SYSTEM**

-  **ISO 9001 :**
Quality management system
-  **ISO 14001 :**
Standard for environmental management system
-  **OHSAS 18001 :**
International standard for occupational health and safety assessment system

➤ **PRODUCT CERTIFICATES**



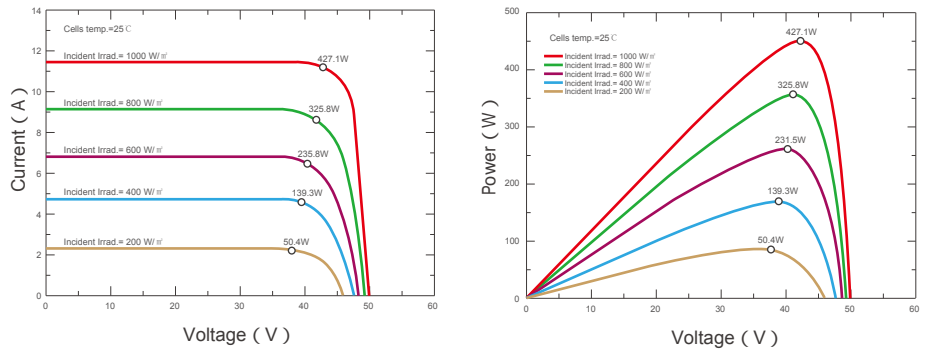
Dimension Drawing



All Dimensions in mm
The above drawing is a graphical representation of the product.
For engineering quality drawings please contact REGITEC.

I-V Graph

Current-Voltage & Power-Voltage Curves (RMH72-425AB1)



Electrical Characteristics (STC/NOCT)

Module Type	RMH72-410AB1		RMH72-415AB1		RMH72-420AB1		RMH72-425AB1	
	STC	NOCT	STC	NOCT	STC	NOCT	STC	NOCT
Maximum Power- Pmax(W)	410	303	415	307	420	311	425	315
Open Circuit Voltage - Voc(V)	48.4	45.1	48.6	45.3	48.8	45.5	49	45.7
Short- Circuit Current - Isc(A)	10.91	8.78	10.98	8.84	11.05	8.9	11.12	8.96
Voltage at Pmax - Vmp(V)	39.8	36.7	40.0	36.9	40.2	37.1	40.4	37.3
Current at Pmax - Imp(A)	10.32	8.26	10.38	8.32	10.45	8.38	10.52	8.44
Module Efficiency -ηm(%)	18.56	/	18.78	/	19.01	/	19.24	/
Power Tolerance(W)	(0, +4.99W)							
Maximum System Voltage(V)	1000/1500Vdc (IEC / UL)							
Maximum Series Fuse Rating (A)	25A							

STC : Irradiance 1000W/m², Cell Temperature 25°C, Air Mass 1.5

NOCT : Irradiance 800W/m², Ambient Temperature 20°C, Air Mass 1.5, Wind Speed 1m/s

Mechanical Specifications

External Dimensions	2108X1048X35mm
Weight	24kg
Solar Cells	Mono crystalline 166x83mm (2x72pcs)
Front Glass	AR Coated 3.2 mm tempered glass
Frame	Anodized aluminum alloy
Junction Box	IP68
Output Cables	4.0mm ² , 500mm (+), 500mm (-), length can be customized
Connector	MC4 Compatible
Mechanical Load	Front Side Max. 5400Pa, Rear Side Max. 2400Pa

Packing Configuration

	2108X1048X35mm	
Container	20'GP	40'HQ
Pieces per Pallet	30	32
Pallets per Container	5	22
Pieces per Container	150	704

Temperature Characteristics

Pmax Temperature Coefficient	-0.350%/°C
Voc Temperature Coefficient	-0.270%/°C
Isc Temperature Coefficient	+0.048%/°C
Operating Temperature	-40 ~ +85°C
Nominal Operating Cell Temperature(NOCT)	45±2°C